

## IN BLOOM: MALDIVES CENSUS

*Phyllotaxis blooming like flowers visualises the local social fabric, with dots indicating density, not the count. Capturing the demographic distribution and community bonds where children, adults and elders form connected rings of collective reliance.*

---

### Key definitions and notes

All data represents the resident Maldivian population, except in the Population section. Resident Maldivians are those living in the Maldives for over a year, not counting Maldivians living permanently abroad. The Population section includes both resident Maldivians and Foreigners. Foreign residents are those living in the Maldives for over a year, excluding tourists and short-term visitors. Sex Ratio indicates males per 100 females.

Median age splits the population into two equal groups by age. Dependency ratio compares dependents aged 0-14 and over 65 to the working age group (15-64). Density measures people per square kilometre, with area data from <https://onemap.mv>.

Labour force in the Employment section combines employed and unemployed persons over 15. Unemployment counts those actively seeking work.

Under Education section, 'Secondary' includes secondary and higher secondary


education; 'Diploma' covers certificate/diploma levels.

Atoll cards show resident Maldivian population in administrative islands, with the Total Fertility Rate (TFR) value including both administrative and non-administrative islands. Administrative islands have island/city councils.

Male' comprises the four wards of Male', Hulumale', Villimale', and Hulhule' with their harbours. South Thiladhunmathi (HDh Atoll) population includes Kulhudhuffushi City. Male' Atoll (K) only includes administrative islands and excludes Male'.

Resorts and industrial islands cover all resorts, industrial areas, and other non-administrative islands, including inhabited islands under development. Thilafushi and Gulheefalhu included.

All data sourced from the 2022 Census, Maldives Bureau of Statistics. <https://census.gov.mv>



## HA. Baarah

Population 1,053

	Male	Female	Both		
Children <15yrs	182 ○	171 ●	353	Median Age	28
Working Age	263 ○	376 ●	639	Dependency Ratio	65
Elderly 65yrs+	28 ○	33 ●	61	Children <18yrs	406
				Density (per km <sup>2</sup> )	421

# HA. Baarah

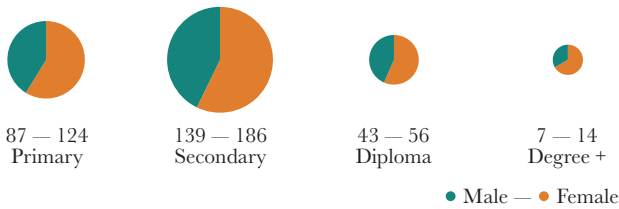
## Population 1,141



Maldivian	1,053	(92%)
Male	473	
Female	580	
Sex Ratio	82	
Foreign	88	(8%)
Male	77	
Female	11	

## Education


Highest Attainment



## Employment







## HA. Dhidhdhoo

Population 3,126

	Male	Female	Both		
Children <15yrs	577 ○	547 ●	1,124	Median Age	29
Working Age	732 ○	1,086 ●	1,818	Dependency Ratio	72
Elderly 65yrs+	92 ○	92 ●	184	Children <18yrs	1,260
				Density (per km <sup>2</sup> )	3,238

# HA. Dhidhdhoo

## Population 3,412



Maldivian	3,126	(92%)
Male	1,401	
Female	1,725	
Sex Ratio	81	
Foreign	286	(8%)
Male	244	
Female	42	

## Education

Highest Attainment



276 — 302  
Primary



375 — 638  
Secondary



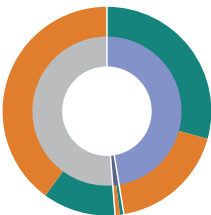
73 — 125  
Diploma




34 — 52  
Degree +

Male — Female

## Employment



Male	Female
15 years and above	824 1,178
Labour Force	598 378
Employed	586 363
Unemployed	12 15
Outside Labour Force	226 800



## HA. Filladhoo

Population 529

	Male	Female	Both		
Children <15yrs	68 ○	74 ●	142	Median Age	33
Working Age	161 ○	181 ●	342	Dependency Ratio	55
Elderly 65yrs+	21 ○	24 ●	45	Children <18yrs	171
				Density (per km <sup>2</sup> )	199

Population 559



<b>Maldivian</b>	529	(95%)
Male	250	
Female	279	
<i>Sex Ratio</i>	90	
<b>Foreign</b>	30	(5%)
Male	18	
Female	12	

Education

Highest Attainment



68 — 70  
Primary



94 — 104  
Secondary



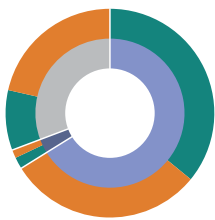
12 — 18  
Diploma




4 — 4  
Degree +

Male — Female

Employment



	Male	Female
15 years and above	182	205
Labour Force	146	122
Employed	139	117
Unemployed	7	5
Outside Labour Force	36	83




## HA. Hoarafushi

Population 1,654

	Male	Female	Both		
Children <15yrs	249 ○	245 ●	494	Median Age	33
Working Age	490 ○	509 ●	999	Dependency Ratio	66
Elderly 65yrs+	90 ○	71 ●	161	Children <18yrs	547
				Density (per km <sup>2</sup> )	2,396

# HA. Hoarafushi

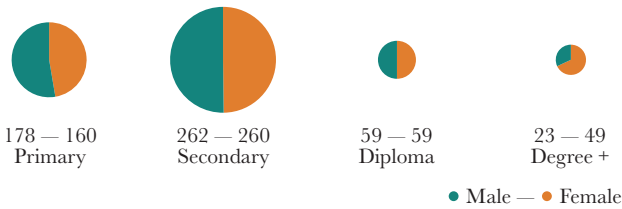
## Population 1,841



Maldivian	1,654	(90%)
Male	829	
Female	825	
Sex Ratio	100	
Foreign	187	(10%)
Male	156	
Female	31	


## Education

Highest Attainment



## Employment





## HA. Ihavandhoo

Population 2,699

	Male	Female	Both		
Children <15yrs	523 ○	455 ●	978	Median Age	26
Working Age	680 ○	910 ●	1,590	Dependency Ratio	70
Elderly 65yrs+	65 ○	66 ●	131	Children <18yrs	1,124
				Density (per km <sup>2</sup> )	4,313

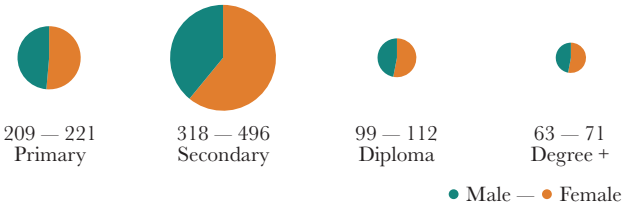
Population 2,873



Maldivian	2,699	(94%)
Male	1,268	
Female	1,431	
Sex Ratio	89	
Foreign	174	(6%)
Male	158	
Female	16	

Education


Highest Attainment



Employment







## HA. Kelaa

Population 967

	Male	Female	Both		
Children <15yrs	147 ○	147 ●	294	Median Age	34
Working Age	242 ○	337 ●	579	Dependency Ratio	67
Elderly 65yrs+	57 ○	37 ●	94	Children <18yrs	327
				Density (per km <sup>2</sup> )	475

Population 1,115



Maldivian	967	(87%)
Male	446	
Female	521	
Sex Ratio	86	
Foreign	148	(13%)
Male	135	
Female	13	

Education

Highest Attainment



109 — 101  
Primary



99 — 143  
Secondary



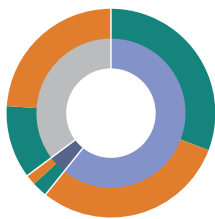
59 — 66  
Diploma




13 — 32  
Degree +

Male — Female

Employment



	Male	Female
15 years and above	299	374
Labour Force	223	213
Employed	207	202
Unemployed	16	11
Outside Labour Force	76	161



## HA. Maarandhoo

Population 620

	Male	Female	Both		
Children <15yrs	115 ○	107 ●	222	Median Age	27
Working Age	148 ○	196 ●	344	Dependency Ratio	80
Elderly 65yrs+	27 ○	27 ●	54	Children <18yrs	258
				Density (per km <sup>2</sup> )	1,390

# HA. Maarandhoo

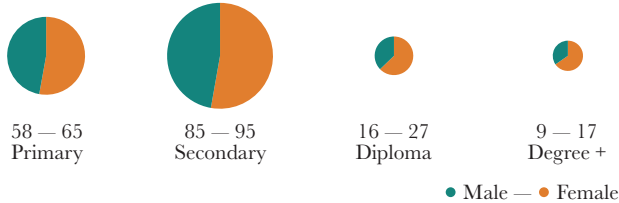
## Population 668



Maldivian	620	(93%)
Male	290	
Female	330	
Sex Ratio	88	
Foreign	48	(7%)
Male	45	
Female	3	


## Education

Highest Attainment



## Employment





HA. Mulhadhoo  
Population 245

	Male	Female	Both		
Children <15yrs	45 ○	22 ●	67	Median Age	31
Working Age	71 ○	87 ●	158	Dependency Ratio	55
Elderly 65yrs+	10 ○	10 ●	20	Children <18yrs	79
				Density (per km <sup>2</sup> )	206

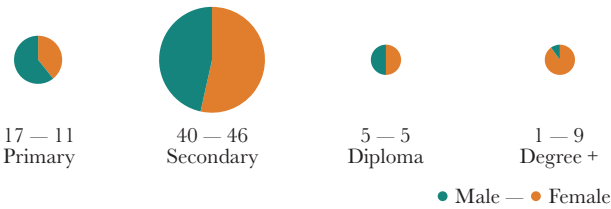
Population 286



Maldivian	245	(86%)
Male	126	
Female	119	
Sex Ratio	106	
Foreign	41	(14%)
Male	37	
Female	4	


Education

Highest Attainment



Employment





## HA. Muraidhoo

Population 494

	Male	Female	Both		
Children <15yrs	99 ○	95 ●	194	Median Age	29
Working Age	97 ○	164 ●	261	Dependency Ratio	89
Elderly 65yrs+	25 ○	14 ●	39	Children <18yrs	207
				Density (per km <sup>2</sup> )	1,040

Population 534



Maldivian	494	(93%)
Male	221	
Female	273	
Sex Ratio	81	
Foreign	40	(7%)
Male	36	
Female	4	

Education

Highest Attainment



34 — 39  
Primary



48 — 92  
Secondary



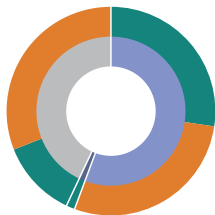
13 — 23  
Diploma



3 — 9  
Degree +


Male — Female

Employment



	Male	Female
15 years and above	122	178
Labour Force	86	85
Employed	82	85
Unemployed	4	0
Outside Labour Force	36	93





## HA. Thakandhoo

Population 241

	Male	Female	Both		
Children <15yrs	23 ○	19 ●	42	Median Age	39
Working Age	72 ○	86 ●	158	Dependency Ratio	53
Elderly 65yrs+	16 ○	25 ●	41	Children <18yrs	42
				Density (per km <sup>2</sup> )	583

Population 279



Maldivian	241	(86%)
Male	111	
Female	130	
Sex Ratio	85	
Foreign	38	(14%)
Male	25	
Female	13	

Education

Highest Attainment



40 — 57  
Primary



29 — 30  
Secondary



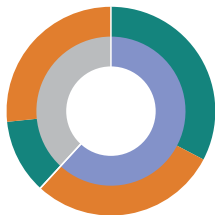
17 — 18  
Diploma




1 — 6  
Degree +

Male — Female

Employment



	Male	Female
15 years and above	88	111
Labour Force	65	58
Employed	65	58
Unemployed	0	0
Outside Labour Force	23	53



## HA. Thuraakunu

Population 380

	Male	Female	Both		
Children <15yrs	51 ○	45 ●	96	Median Age	34
Working Age	112 ○	133 ●	245	Dependency Ratio	55
Elderly 65yrs+	21 ○	18 ●	39	Children <18yrs	109
				Density (per km <sup>2</sup> )	1,450

Population 427



Maldivian	380	(89%)
Male	184	
Female	196	
Sex Ratio	94	
Foreign	47	(11%)
Male	40	
Female	7	

Education

Highest Attainment



42 — 39  
Primary



65 — 79  
Secondary



12 — 10  
Diploma




5 — 14  
Degree +

Male — Female

Employment



	Male	Female
15 years and above	133	151
Labour Force	92	62
Employed	92	61
Unemployed	0	1
Outside Labour Force	41	89



## HA. Uligamu

Population 356

	Male	Female	Both		
Children <15yrs	50 ○	53 ●	103	Median Age	30
Working Age	103 ○	126 ●	229	Dependency Ratio	55
Elderly 65yrs+	9 ○	15 ●	24	Children <18yrs	110
				Density (per km <sup>2</sup> )	334

# HA. Uligamu

## Population 400

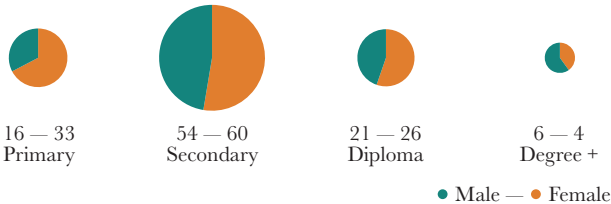


Maldivian	356	(89%)
Male	162	
Female	194	
Sex Ratio	84	

Foreign	44	(11%)
Male	38	
Female	6	


## Education

Highest Attainment



## Employment





## HA. Utheemu

Population 571

	Male	Female	Both		
Children <15yrs	88 ○	102 ●	190	Median Age	31
Working Age	150 ○	197 ●	347	Dependency Ratio	65
Elderly 65yrs+	20 ○	14 ●	34	Children <18yrs	213
				Density (per km <sup>2</sup> )	1,142

Population 612



Maldivian	571	(93%)
Male	258	
Female	313	
Sex Ratio	82	
Foreign	41	(7%)
Male	36	
Female	5	

Education

Highest Attainment



69 — 82  
Primary



73 — 92  
Secondary



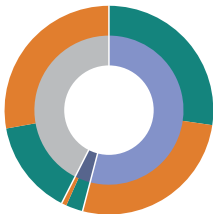
10 — 16  
Diploma



7 — 13  
Degree +


Male — Female

Employment



	Male	Female
15 years and above	170	211
Labour Force	114	105
Employed	104	102
Unemployed	10	3
Outside Labour Force	56	106





## HA. Vashafaru

Population 406

	Male	Female	Both		
Children <15yrs	58 ○	66 ●	124	Median Age	31
Working Age	114 ○	134 ●	248	Dependency Ratio	64
Elderly 65yrs+	17 ○	17 ●	34	Children <18yrs	138
				Density (per km <sup>2</sup> )	1,140

Population 476



Maldivian	406	(85%)
Male	189	
Female	217	
Sex Ratio	87	
Foreign	70	(15%)
Male	63	
Female	7	

Education

Highest Attainment



29 — 23  
Primary



43 — 44  
Secondary



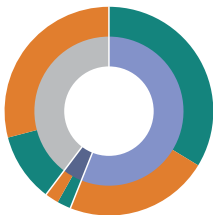
23 — 38  
Diploma




4 — 7  
Degree +

Male — Female

Employment



	Male	Female
15 years and above	131	151
Labour Force	101	69
Employed	95	63
Unemployed	6	6
Outside Labour Force	30	82



## HDh. Finey

Population 385

	Male	Female	Both		
Children <15yrs	54 ○	70 ●	124	Median Age	30
Working Age	96 ○	136 ●	232	Dependency Ratio	66
Elderly 65yrs+	13 ○	16 ●	29	Children <18yrs	135
				Density (per km <sup>2</sup> )	328

Population 409



Maldivian	385	(94%)
Male	163	
Female	222	
Sex Ratio	73	
Foreign	24	(6%)
Male	19	
Female	5	

Education

Highest Attainment



34 — 40  
Primary



61 — 80  
Secondary



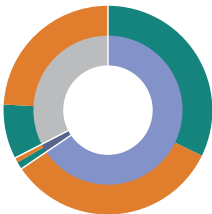
8 — 12  
Diploma




3 — 13  
Degree +

Male — Female

Employment



	Male	Female
15 years and above	109	152
Labour Force	87	89
Employed	84	87
Unemployed	3	2
Outside Labour Force	22	63




## HDh. Hanimaadhoo

Population 1,895

	Male	Female	Both		
Children <15yrs	303 ○	281 ●	584	Median Age	30
Working Age	553 ○	635 ●	1,188	Dependency Ratio	60
Elderly 65yrs+	67 ○	56 ●	123	Children <18yrs	667
				Density (per km <sup>2</sup> )	623

# HDh. Hanimaadhoo

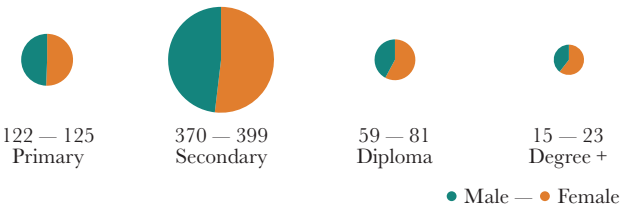
## Population 2,664



Maldivian	1,895	(71%)
Male	923	
Female	972	
Sex Ratio	95	
Foreign	769	(29%)
Male	611	
Female	158	


## Education

Highest Attainment



## Employment





## HDh. Hirimaradhoo

Population 258

	Male	Female	Both		
Children <15yrs	34 ○	26 ●	60	Median Age	32
Working Age	79 ○	93 ●	172	Dependency Ratio	50
Elderly 65yrs+	13 ○	13 ●	26	Children <18yrs	67
				Density (per km <sup>2</sup> )	554

# HDh. Hirimaradhoo

## Population 293



Maldivian	258	(88%)
Male	126	
Female	132	
Sex Ratio	95	
Foreign	35	(12%)
Male	31	
Female	4	

## Education

Highest Attainment



26 — 31  
Primary



51 — 54  
Secondary



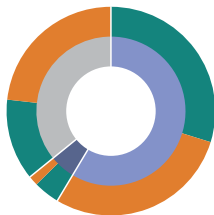
13 — 11  
Diploma



0 — 6  
Degree +


Male — Female

## Employment



	Male	Female
15 years and above	92	106
Labour Force	67	60
Employed	59	57
Unemployed	8	3
Outside Labour Force	25	46





## HDh. Kulhudhuffushi

Population 9,334

	Male	Female	Both		
Children <15yrs	1,593 ○	1,488 ●	3,081	Median Age	27
Working Age	2,352 ○	3,383 ●	5,735	Dependency Ratio	63
Elderly 65yrs+	266 ○	252 ●	518	Children <18yrs	3,601
				Density (per km <sup>2</sup> )	3,702

Population 10,131



Maldivian	9,334	(92%)
Male	4,211	
Female	5,123	
Sex Ratio	82	
Foreign	797	(8%)
Male	714	
Female	83	

Education

Highest Attainment



641 — 703  
Primary



1,240 — 1,862  
Secondary



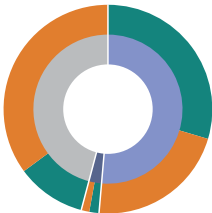
361 — 449  
Diploma




140 — 303  
Degree +

Male — Female

Employment



Male	Female
15 years and above	2,618 3,635
Labour Force	1,945 1,439
Employed	1,851 1,361
Unemployed	94 78
Outside Labour Force	673 2,196



## HDh. Kumundhoo

Population 941

	Male	Female	Both		
Children <15yrs	148 ○	127 ●	275	Median Age	29
Working Age	236 ○	372 ●	608	Dependency Ratio	55
Elderly 65yrs+	33 ○	25 ●	58	Children <18yrs	324
				Density (per km <sup>2</sup> )	494

# HDh. Kumundhoo

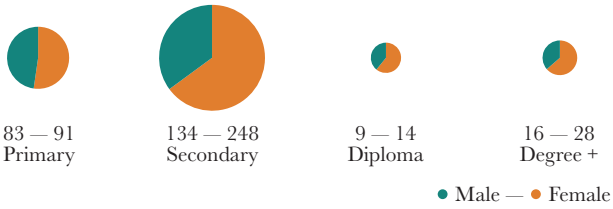
## Population 997



Maldivian	941	(94%)
Male	417	
Female	524	
Sex Ratio	80	
Foreign	56	(6%)
Male	48	
Female	8	


## Education

Highest Attainment



## Employment





## HDh. Kurin'bi

Population 479

	Male	Female	Both		
Children <15yrs	69 ○	85 ●	154	Median Age	29
Working Age	128 ○	162 ●	290	Dependency Ratio	65
Elderly 65yrs+	21 ○	14 ●	35	Children <18yrs	172
				Density (per km <sup>2</sup> )	1,168

Population 492



Maldivian	479	(97%)
Male	218	
Female	261	
Sex Ratio	84	
Foreign	13	(3%)
Male	9	
Female	4	

Education

Highest Attainment



31 — 36  
Primary



32 — 54  
Secondary



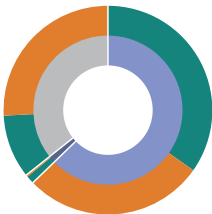
75 — 74  
Diploma




9 — 10  
Degree +

Male — Female

Employment



	Male	Female
15 years and above	149	176
Labour Force	117	92
Employed	113	91
Unemployed	4	1
Outside Labour Force	32	84



## HDh. Makunudhoo

Population 1,204

	Male	Female	Both		
Children <15yrs	212 ○	219 ●	431	Median Age	29
Working Age	301 ○	385 ●	686	Dependency Ratio	76
Elderly 65yrs+	45 ○	42 ●	87	Children <18yrs	486
				Density (per km <sup>2</sup> )	1,492

# HDh. Makunudhoo

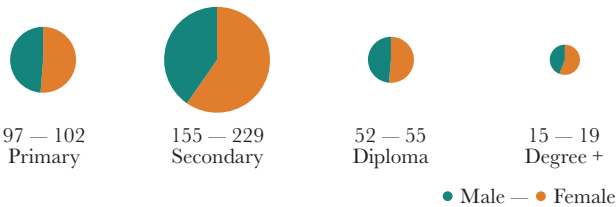
## Population 1,265



Maldivian	1,204	(95%)
Male	558	
Female	646	
Sex Ratio	86	
Foreign	61	(5%)
Male	50	
Female	11	

## Education


Highest Attainment



## Employment







## HDh. Naivaadhoo

Population 436

	Male	Female	Both		
Children <15yrs	76 ○	74 ●	150	Median Age	30
Working Age	95 ○	156 ●	251	Dependency Ratio	74
Elderly 65yrs+	19 ○	16 ●	35	Children <18yrs	159
				Density (per km <sup>2</sup> )	1,410

Population 495



Maldivian	436	(88%)
Male	190	
Female	246	
Sex Ratio	77	
Foreign	59	(12%)
Male	48	
Female	11	

Education

Highest Attainment



42 — 48  
Primary



44 — 74  
Secondary



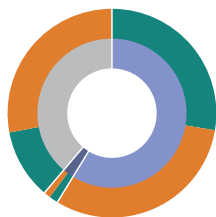
19 — 36  
Diploma




5 — 7  
Degree +

Male — Female

Employment



	Male	Female
15 years and above	114	172
Labour Force	83	92
Employed	79	89
Unemployed	4	3
Outside Labour Force	31	80



## HDh. Nellaidhoo

Population 990

	Male	Female	Both		
Children <15yrs	162 ○	181 ●	343	Median Age	28
Working Age	242 ○	332 ●	574	Dependency Ratio	72
Elderly 65yrs+	32 ○	41 ●	73	Children <18yrs	393
				Density (per km <sup>2</sup> )	3,054

Population 1,038



Maldivian	990	(95%)
Male	436	
Female	554	
Sex Ratio	79	
Foreign	48	(5%)
Male	44	
Female	4	

Education

Highest Attainment



111 — 128  
Primary



124 — 170  
Secondary



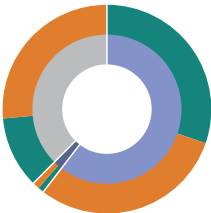
29 — 48  
Diploma




7 — 23  
Degree +

Male — Female

Employment



Male	274	373
Female	202	202
Employed	196	195
Unemployed	6	7
Outside Labour Force	72	171



## HDh. Neykurendhoo

Population 563

	Male	Female	Both		
Children <15yrs	95 ○	85 ●	180	Median Age	31
Working Age	134 ○	203 ●	337	Dependency Ratio	67
Elderly 65yrs+	22 ○	24 ●	46	Children <18yrs	206
				Density (per km <sup>2</sup> )	328

Population 641



Maldivian	563	(88%)
Male	251	
Female	312	
Sex Ratio	80	
Foreign	78	(12%)
Male	60	
Female	18	

Education

Highest Attainment



61 — 60  
Primary



57 — 102  
Secondary



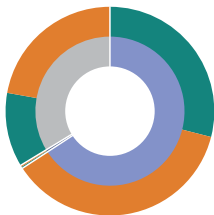
21 — 39  
Diploma




4 — 12  
Degree +

Male — Female

Employment



	Male	Female
15 years and above	156	227
Labour Force	112	142
Employed	111	141
Unemployed	1	1
Outside Labour Force	44	85



## HDh. Nolvivaramu

Population 1,920

	Male	Female	Both		
Children <15yrs	378 ○	363 ●	741	Median Age	24
Working Age	381 ○	693 ●	1,074	Dependency Ratio	79
Elderly 65yrs+	57 ○	48 ●	105	Children <18yrs	842
				Density (per km <sup>2</sup> )	931

# HDh. Nolvivaramu

## Population 1,985



Maldivian	1,920	(97%)
Male	816	
Female	1,104	
Sex Ratio	74	
Foreign	65	(3%)
Male	59	
Female	6	

## Education

Highest Attainment



133 — 208  
Primary



173 — 319  
Secondary



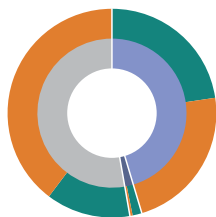
79 — 132  
Diploma



20 — 41  
Degree +


Male — Female

## Employment



	Male	Female
15 years and above	438	741
Labour Force	284	273
Employed	267	268
Unemployed	17	5
Outside Labour Force	154	468





## HDh. Nolvivaram

Population 1,130

	Male	Female	Both		
Children <15yrs	187 ○	184 ●	371	Median Age	31
Working Age	262 ○	414 ●	676	Dependency Ratio	67
Elderly 65yrs+	44 ○	39 ●	83	Children <18yrs	426
				Density (per km <sup>2</sup> )	650

# HDh. Nolvivaram

## Population 1,254



Maldivian	1,130	(90%)
Male	493	
Female	637	
Sex Ratio	77	

Foreign	124	(10%)
Male	109	
Female	15	

## Education

Highest Attainment



110 — 137  
Primary



108 — 195  
Secondary



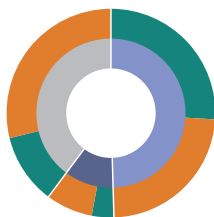
69 — 88  
Diploma




14 — 22  
Degree +

Male — Female

## Employment



	Male	Female
15 years and above	306	453
Labour Force	223	234
Employed	197	179
Unemployed	26	55
Outside Labour Force	83	219



## HDh. Vaikaradhoo

Population 695

	Male	Female	Both		
Children <15yrs	108 ○	109 ●	217	Median Age	31
Working Age	185 ○	210 ●	395	Dependency Ratio	76
Elderly 65yrs+	42 ○	41 ●	83	Children <18yrs	253
				Density (per km <sup>2</sup> )	647

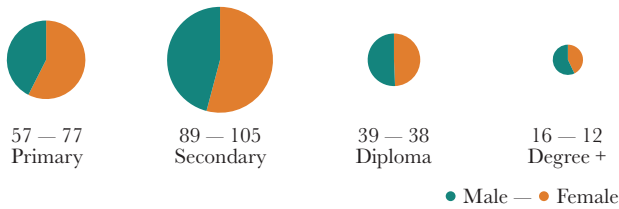
Population 776



Maldivian	695	(90%)
Male	335	
Female	360	
Sex Ratio	93	
Foreign	81	(10%)
Male	68	
Female	13	


Education

Highest Attainment



Employment





## Sh. Bilehfahi

Population 476

	Male	Female	Both		
Children <15yrs	92 ○	71 ●	163	Median Age	31
Working Age	114 ○	158 ●	272	Dependency Ratio	75
Elderly 65yrs+	24 ○	17 ●	41	Children <18yrs	178
				Density (per km <sup>2</sup> )	716

Population 502



Maldivian	476	(95%)
Male	230	
Female	246	
Sex Ratio	93	
Foreign	26	(5%)
Male	20	
Female	6	

Education

Highest Attainment



44 — 45  
Primary



56 — 81  
Secondary



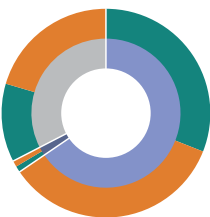
13 — 17  
Diploma




8 — 10  
Degree +

Male — Female

Employment



	Male	Female
15 years and above	138	175
Labour Force	100	111
Employed	97	108
Unemployed	3	3
Outside Labour Force	38	64



## Sh. Feevah

Population 634

	Male	Female	Both		
Children <15yrs	99 ○	109 ●	208	Median Age	30
Working Age	163 ○	209 ●	372	Dependency Ratio	70
Elderly 65yrs+	25 ○	29 ●	54	Children <18yrs	235
				Density (per km <sup>2</sup> )	724

Population 694



Maldivian	634	(91%)
Male	287	
Female	347	
Sex Ratio	83	
Foreign	60	(9%)
Male	55	
Female	5	

Education

Highest Attainment



52 — 72  
Primary



101 — 105  
Secondary



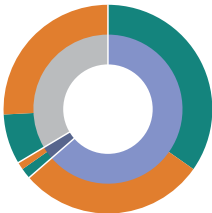
15 — 29  
Diploma



6 — 18  
Degree +


Male — Female

Employment



	Male	Female
15 years and above	188	238
Labour Force	155	128
Employed	148	123
Unemployed	7	5
Outside Labour Force	33	110





## Sh. Feydhoo

Population 781

	Male	Female	Both		
Children <15yrs	111 ○	143 ●	254	Median Age	29
Working Age	203 ○	264 ●	467	Dependency Ratio	67
Elderly 65yrs+	34 ○	26 ●	60	Children <18yrs	306
				Density (per km <sup>2</sup> )	865

Population 854



Maldivian	781	(91%)
Male	348	
Female	433	
Sex Ratio	80	
Foreign	73	(9%)
Male	64	
Female	9	

Education

Highest Attainment



70 — 77  
Primary



102 — 136  
Secondary



22 — 30  
Diploma




4 — 11  
Degree +

Male — Female

Employment



	Male	Female
15 years and above	237	290
Labour Force	155	136
Employed	151	132
Unemployed	4	4
Outside Labour Force	82	154




## Sh. Foakaidhoo

Population 1,488

	Male	Female	Both		
Children <15yrs	275 ○	273 ●	548	Median Age	24
Working Age	360 ○	515 ●	875	Dependency Ratio	70
Elderly 65yrs+	35 ○	30 ●	65	Children <18yrs	635
				Density (per km <sup>2</sup> )	2,194

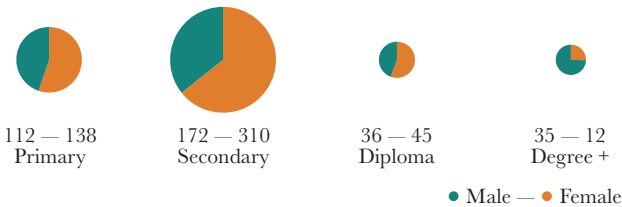
Population 1,571



Maldivian	1,488	(95%)
Male	670	
Female	818	
Sex Ratio	82	
Foreign	83	(5%)
Male	73	
Female	10	


Education

Highest Attainment



Employment





## Sh. Funadhoo

Population 2,058

	Male	Female	Both		
Children <15yrs	326 ○	325 ●	651	Median Age	29
Working Age	591 ○	699 ●	1,290	Dependency Ratio	60
Elderly 65yrs+	63 ○	54 ●	117	Children <18yrs	766
				Density (per km <sup>2</sup> )	1,680

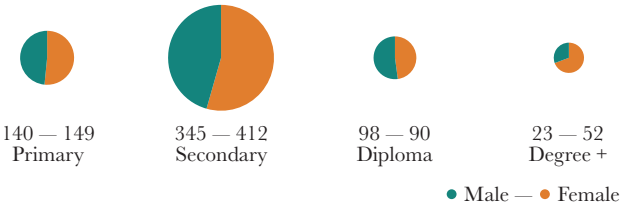
Population 2,255



Maldivian	2,058	(91%)
Male	980	
Female	1,078	
Sex Ratio	91	
Foreign	197	(9%)
Male	160	
Female	37	


Education

Highest Attainment



Employment





## Sh. Goidhoo

Population 538

	Male	Female	Both		
Children <15yrs	86 ○	83 ●	169	Median Age	30
Working Age	131 ○	187 ●	318	Dependency Ratio	69
Elderly 65yrs+	30 ○	21 ●	51	Children <18yrs	194
				Density (per km <sup>2</sup> )	535

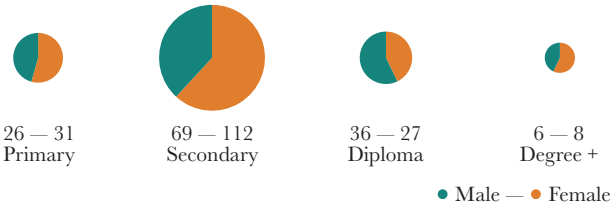
Population 592



Maldivian	538	(91%)
Male	247	
Female	291	
Sex Ratio	85	
Foreign	54	(9%)
Male	44	
Female	10	

Education


Highest Attainment



Employment








## Sh. Kan'ditheemu

Population 1,144

	Male	Female	Both		
Children <15yrs	183 ○	207 ●	390	Median Age	28
Working Age	280 ○	397 ●	677	Dependency Ratio	69
Elderly 65yrs+	35 ○	42 ●	77	Children <18yrs	460
				Density (per km <sup>2</sup> )	1,281

# Sh. Kan'ditheemu

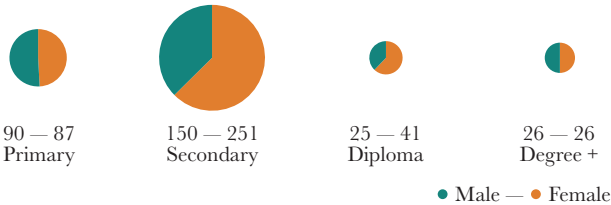
## Population 1,193



Maldivian	1,144	(96%)
Male	498	
Female	646	
Sex Ratio	77	
Foreign	49	(4%)
Male	46	
Female	3	


## Education

Highest Attainment



## Employment





## Sh. Komandoo

Population 857

	Male	Female	Both		
Children <15yrs	135 ○	119 ●	254	Median Age	33
Working Age	231 ○	324 ●	555	Dependency Ratio	54
Elderly 65yrs+	31 ○	17 ●	48	Children <18yrs	286
				Density (per km <sup>2</sup> )	3,868

# Sh. Komandoo

## Population 921



Maldivian	857	(93%)
Male	397	
Female	460	
Sex Ratio	86	
Foreign	64	(7%)
Male	54	
Female	10	

## Education

Highest Attainment



93 — 105  
Primary



122 — 168  
Secondary



17 — 29  
Diploma




10 — 21  
Degree +

Male — Female

## Employment



	Male	Female
15 years and above	262	341
Labour Force	188	150
Employed	179	141
Unemployed	9	9
Outside Labour Force	74	191



## Sh. Lhaimagu

Population 564

	Male	Female	Both		
Children <15yrs	100 ○	87 ●	187	Median Age	29
Working Age	134 ○	199 ●	333	Dependency Ratio	69
Elderly 65yrs+	22 ○	22 ●	44	Children <18yrs	214
				Density (per km <sup>2</sup> )	1,277

# Sh. Lhaimagu

## Population 684



Maldivian	564	(82%)
Male	256	
Female	308	
Sex Ratio	83	
Foreign	120	(18%)
Male	105	
Female	15	

## Education

Highest Attainment



49 — 61  
Primary



66 — 103  
Secondary



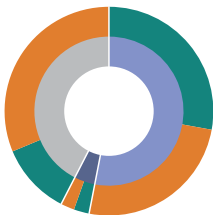
25 — 40  
Diploma




6 — 11  
Degree +

Male — Female

## Employment



	Male	Female
15 years and above	156	221
Labour Force	114	103
Employed	105	95
Unemployed	9	8
Outside Labour Force	42	118



## Sh. Maaun'goodhoo

Population 895

	Male	Female	Both		
Children <15yrs	146 ○	136 ●	282	Median Age	29
Working Age	226 ○	320 ●	546	Dependency Ratio	64
Elderly 65yrs+	44 ○	23 ●	67	Children <18yrs	326
				Density (per km <sup>2</sup> )	3,043

# Sh. Maaun'goodhoo

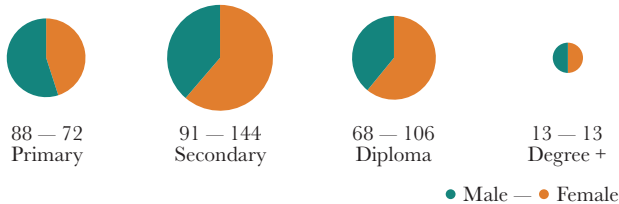
## Population 944



Maldivian	895	(95%)
Male	416	
Female	479	
Sex Ratio	87	
Foreign	49	(5%)
Male	44	
Female	5	

## Education


Highest Attainment



## Employment







## Sh. Maroshi

Population 425

	Male	Female	Both		
Children <15yrs	58 ○	65 ●	123	Median Age	32
Working Age	104 ○	159 ●	263	Dependency Ratio	62
Elderly 65yrs+	21 ○	18 ●	39	Children <18yrs	144
				Density (per km <sup>2</sup> )	1,377

Population 479



Maldivian	425	(89%)
Male	183	
Female	242	
Sex Ratio	76	
Foreign	54	(11%)
Male	44	
Female	10	

Education

Highest Attainment



31 — 41  
Primary



49 — 76  
Secondary



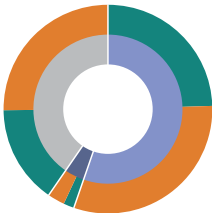
13 — 18  
Diploma




6 — 11  
Degree +

Male — Female

Employment



	Male	Female
15 years and above	125	177
Labour Force	79	101
Employed	74	93
Unemployed	5	8
Outside Labour Force	46	76



## Sh. Milandhoo

Population 1,963

	Male	Female	Both		
Children <15yrs	395 ○	308 ●	703	Median Age	26
Working Age	453 ○	724 ●	1,177	Dependency Ratio	67
Elderly 65yrs+	45 ○	38 ●	83	Children <18yrs	802
				Density (per km <sup>2</sup> )	1,471

# Sh. Milandhoo

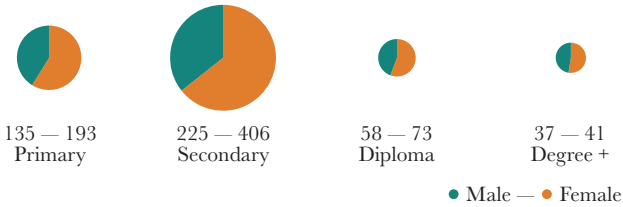
## Population 2,094



Maldivian	1,963	(94%)
Male	893	
Female	1,070	
Sex Ratio	83	
Foreign	131	(6%)
Male	119	
Female	12	


## Education

Highest Attainment



## Employment





## Sh. Narudhoo

Population 522

	Male	Female	Both		
Children <15yrs	97 ○	72 ●	169	Median Age	29
Working Age	139 ○	178 ●	317	Dependency Ratio	65
Elderly 65yrs+	14 ○	22 ●	36	Children <18yrs	200
				Density (per km <sup>2</sup> )	1,221

# Sh. Narudhoo

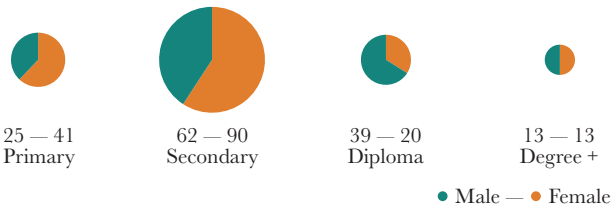
## Population 544



Maldivian	522	(96%)
Male	250	
Female	272	
Sex Ratio	92	
Foreign	22	(4%)
Male	18	
Female	4	


## Education

Highest Attainment



## Employment





## Sh. Noomaraa

Population 342

	Male	Female	Both		
Children <15yrs	68 ○	47 ●	115	Median Age	28
Working Age	95 ○	117 ●	212	Dependency Ratio	61
Elderly 65yrs+	7 ○	8 ●	15	Children <18yrs	127
				Density (per km <sup>2</sup> )	872

# Sh. Noomaraa

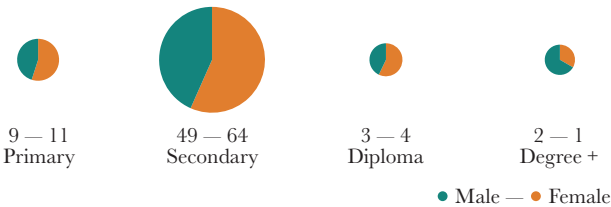
## Population 371



Maldivian	342	(92%)
Male	170	
Female	172	
Sex Ratio	99	
Foreign	29	(8%)
Male	25	
Female	4	

## Education


Highest Attainment



## Employment







## N. Fodhdhoo

Population 274

	Male	Female	Both		
Children <15yrs	41 ○	26 ●	67	Median Age	31
Working Age	91 ○	97 ●	188	Dependency Ratio	46
Elderly 65yrs+	12 ○	7 ●	19	Children <18yrs	80
				Density (per km <sup>2</sup> )	1,047

Population 345



Maldivian	274	(79%)
Male	144	
Female	130	
Sex Ratio	111	
Foreign	71	(21%)
Male	66	
Female	5	

Education

Highest Attainment



38 — 43  
Primary



52 — 45  
Secondary



7 — 9  
Diploma




2 — 6  
Degree +

Male — Female

Employment



	Male	Female
15 years and above	103	104
Labour Force	69	44
Employed	69	42
Unemployed	0	2
Outside Labour Force	34	60



## N. Hen'badhoo

Population 588

	Male	Female	Both		
Children <15yrs	107 ○	93 ●	200	Median Age	28
Working Age	132 ○	213 ●	345	Dependency Ratio	70
Elderly 65yrs+	26 ○	17 ●	43	Children <18yrs	227
				Density (per km <sup>2</sup> )	4,250

# N. Hen'badhoo

## Population 638



Maldivian	588	(92%)
Male	265	
Female	323	
Sex Ratio	82	
Foreign	50	(8%)
Male	45	
Female	5	

## Education

Highest Attainment



41 — 77  
Primary



64 — 112  
Secondary



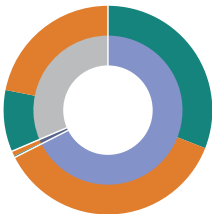
34 — 29  
Diploma




13 — 8  
Degree +

Male — Female

## Employment



	Male	Female
15 years and above	158	230
Labour Force	121	145
Employed	120	142
Unemployed	1	3
Outside Labour Force	37	85




## N. Holhudhoo

Population 1,296

	Male	Female	Both		
Children <15yrs	181 ○	203 ●	384	Median Age	30
Working Age	307 ○	509 ●	816	Dependency Ratio	59
Elderly 65yrs+	46 ○	50 ●	96	Children <18yrs	460
				Density (per km <sup>2</sup> )	2,567

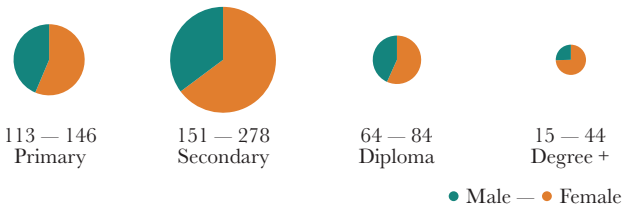
Population 1,428



Maldivian	1,296	(91%)
Male	534	
Female	762	
Sex Ratio	70	
Foreign	132	(9%)
Male	118	
Female	14	


Education

Highest Attainment



Employment





## N. Ken'dhikulhudhoo

Population 1,481

	Male	Female	Both		
Children <15yrs	272 ○	238 ●	510	Median Age	28
Working Age	361 ○	528 ●	889	Dependency Ratio	67
Elderly 65yrs+	50 ○	32 ●	82	Children <18yrs	583
				Density (per km <sup>2</sup> )	708

# N. Ken'dhikulhudhoo

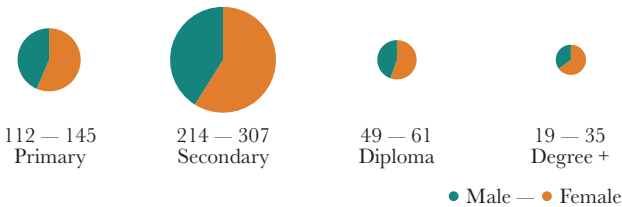
## Population 1,556



Maldivian	1,481	(95%)
Male	683	
Female	798	
Sex Ratio	86	
Foreign	75	(5%)
Male	67	
Female	8	

## Education


Highest Attainment



## Employment







## N. Kudafari

Population 551

	Male	Female	Both		
Children <15yrs	100 ○	96 ●	196	Median Age	27
Working Age	140 ○	174 ●	314	Dependency Ratio	75
Elderly 65yrs+	26 ○	15 ●	41	Children <18yrs	231
				Density (per km <sup>2</sup> )	1,887

Population 628



Maldivian	551	(88%)
Male	266	
Female	285	
Sex Ratio	93	
Foreign	77	(12%)
Male	68	
Female	9	

Education

Highest Attainment



33 — 36  
Primary



56 — 75  
Secondary



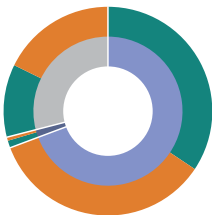
61 — 62  
Diploma




13 — 15  
Degree +

Male — Female

Employment



	Male	Female
15 years and above	166	189
Labour Force	126	126
Employed	122	124
Unemployed	4	2
Outside Labour Force	40	63



## N. Landhoo

Population 700

	Male	Female	Both		
Children <15yrs	117 ○	135 ●	252	Median Age	28
Working Age	165 ○	242 ●	407	Dependency Ratio	72
Elderly 65yrs+	21 ○	20 ●	41	Children <18yrs	278
				Density (per km <sup>2</sup> )	803

Population 757



Maldivian	700	(92%)
Male	303	
Female	397	
Sex Ratio	76	
Foreign	57	(8%)
Male	40	
Female	17	

Education

Highest Attainment



57 — 65  
Primary



79 — 120  
Secondary



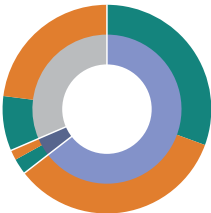
12 — 18  
Diploma




13 — 24  
Degree +

Male — Female

Employment



	Male	Female
15 years and above	186	262
Labour Force	148	159
Employed	137	152
Unemployed	11	7
Outside Labour Force	38	103



## N. Lhohi

Population 611

	Male	Female	Both		
Children <15yrs	104 ○	103 ●	207	Median Age	29
Working Age	159 ○	211 ●	370	Dependency Ratio	65
Elderly 65yrs+	21 ○	13 ●	34	Children <18yrs	231
				Density (per km <sup>2</sup> )	1,506

Population 692



Maldivian	611	(88%)
Male	284	
Female	327	
Sex Ratio	87	
Foreign	81	(12%)
Male	70	
Female	11	

Education

Highest Attainment



49 — 60  
Primary



86 — 89  
Secondary



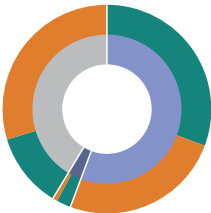
32 — 56  
Diploma




6 — 14  
Degree +

Male — Female

Employment



	Male	Female
15 years and above	180	224
Labour Force	133	104
Employed	124	101
Unemployed	9	3
Outside Labour Force	47	120



## N. Maafaru

Population 846

	Male	Female	Both		
Children <15yrs	125 ○	121 ●	246	Median Age	28
Working Age	259 ○	301 ●	560	Dependency Ratio	51
Elderly 65yrs+	17 ○	23 ●	40	Children <18yrs	283
				Density (per km <sup>2</sup> )	632

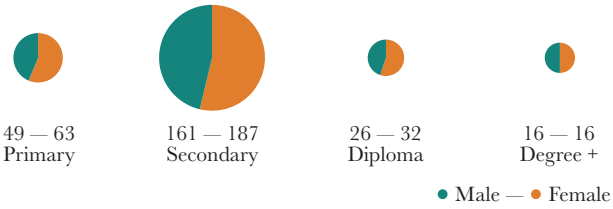
Population 919



<b>Maldivian</b>	<b>846</b>	<b>(92%)</b>
● Male	401	
● Female	445	
<i>Sex Ratio</i>	<i>90</i>	
<b>Foreign</b>	<b>73</b>	<b>(8%)</b>
● Male	61	
● Female	12	

Education


Highest Attainment



Employment







## N. Maalhendhoo

Population 674

	Male	Female	Both		
Children <15yrs	108 ○	119 ●	227	Median Age	27
Working Age	171 ○	224 ●	395	Dependency Ratio	71
Elderly 65yrs+	28 ○	24 ●	52	Children <18yrs	264
				Density (per km <sup>2</sup> )	1,435

# N. Maalhendhoo

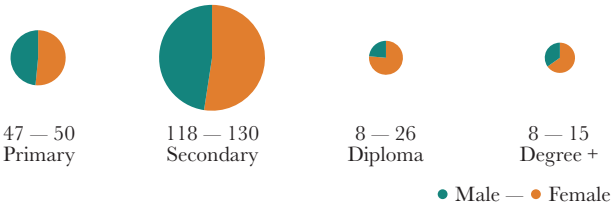
## Population 724



Maldivian	674	(93%)
Male	307	
Female	367	
Sex Ratio	84	
Foreign	50	(7%)
Male	46	
Female	4	


## Education

Highest Attainment



## Employment





## N. Magoodhoo

Population 284

	Male	Female	Both		
Children <15yrs	56 ○	46 ●	102	Median Age	26
Working Age	73 ○	94 ●	167	Dependency Ratio	70
Elderly 65yrs+	7 ○	8 ●	15	Children <18yrs	112
				Density (per km <sup>2</sup> )	769

Population 305



Maldivian	284	(93%)
Male	136	
Female	148	
Sex Ratio	92	
Foreign	21	(7%)
Male	14	
Female	7	

Education

Highest Attainment



23 — 28  
Primary



34 — 45  
Secondary



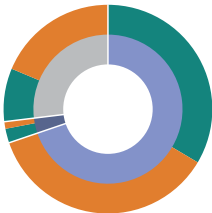
16 — 12  
Diploma




2 — 9  
Degree +

Male — Female

Employment



	Male	Female
15 years and above	80	102
Labour Force	65	68
Employed	61	66
Unemployed	4	2
Outside Labour Force	15	34



## N. Manadhoo

Population 1,464

	Male	Female	Both		
Children <15yrs	234 ○	217 ●	451	Median Age	30
Working Age	464 ○	471 ●	935	Dependency Ratio	57
Elderly 65yrs+	35 ○	43 ●	78	Children <18yrs	519
				Density (per km <sup>2</sup> )	1,320

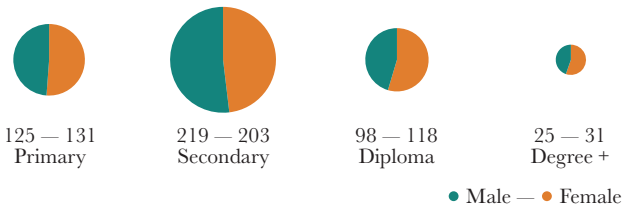
Population 1,745



Maldivian	1,464	(84%)
Male	733	
Female	731	
Sex Ratio	100	
Foreign	281	(16%)
Male	254	
Female	27	


Education

Highest Attainment



Employment





## N. Miladhoo

Population 857

	Male	Female	Both		
Children <15yrs	147 ○	141 ●	288	Median Age	29
Working Age	202 ○	317 ●	519	Dependency Ratio	65
Elderly 65yrs+	24 ○	26 ●	50	Children <18yrs	337
				Density (per km <sup>2</sup> )	3,830

Population 934



Maldivian	857	(92%)
Male	373	
Female	484	
Sex Ratio	77	
Foreign	77	(8%)
Male	67	
Female	10	

Education

Highest Attainment



80 — 98  
Primary



116 — 193  
Secondary



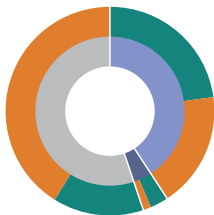
20 — 11  
Diploma



3 — 23  
Degree +


Male — Female

Employment



Male	Female
15 years and above	226 343
Labour Force	146 109
Employed	130 102
Unemployed	16 7
Outside Labour Force	80 234





## N. Velidhoo

Population 1,576

	Male	Female	Both		
Children <15yrs	240 ○	216 ●	456	Median Age	33
Working Age	485 ○	524 ●	1,009	Dependency Ratio	56
Elderly 65yrs+	62 ○	49 ●	111	Children <18yrs	536
				Density (per km <sup>2</sup> )	2,532

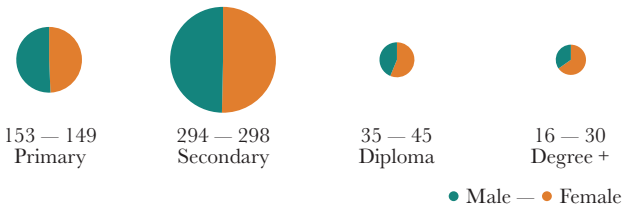
Population 1,832



Maldivian	1,576	(86%)
Male	787	
Female	789	
Sex Ratio	100	
Foreign	256	(14%)
Male	236	
Female	20	


Education

Highest Attainment



Employment





## R. Angolhitheemu

Population 349

	Male	Female	Both		
Children <15yrs	49 ○	59 ●	108	Median Age	31
Working Age	113 ○	115 ●	228	Dependency Ratio	53
Elderly 65yrs+	4 ○	9 ●	13	Children <18yrs	118
				Density (per km <sup>2</sup> )	876

# R. Angolhitheemu

## Population 381

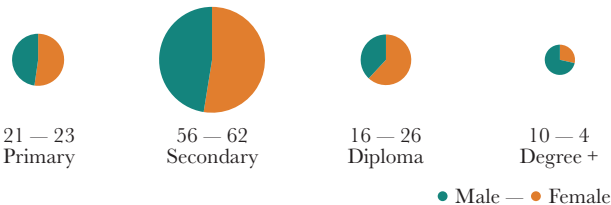


Maldivian	349	(92%)
Male	166	
Female	183	
Sex Ratio	91	

Foreign	32	(8%)
Male	25	
Female	7	


## Education

Highest Attainment



## Employment





## R. Alifushi

Population 1,497

	Male	Female	Both		
Children <15yrs	272 ○	237 ●	509	Median Age	29
Working Age	386 ○	485 ●	871	Dependency Ratio	72
Elderly 65yrs+	62 ○	55 ●	117	Children <18yrs	576
				Density (per km <sup>2</sup> )	2,472

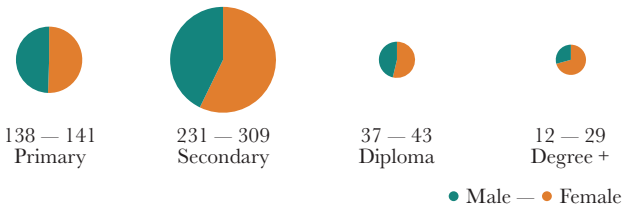
Population 1,859



Maldivian	1,497	(81%)
Male	720	
Female	777	
Sex Ratio	93	
Foreign	362	(19%)
Male	344	
Female	18	


Education

Highest Attainment



Employment





## R. Dhuvaafaru

Population 3,188

	Male	Female	Both		
Children <15yrs	575 ○	476 ●	1,051	Median Age	26
Working Age	935 ○	1,031 ●	1,966	Dependency Ratio	62
Elderly 65yrs+	86 ○	85 ●	171	Children <18yrs	1,214
				Density (per km <sup>2</sup> )	5,833

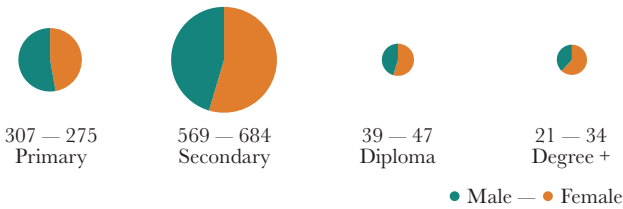
Population 3,321



Maldivian	3,188	(96%)
Male	1,596	
Female	1,592	
Sex Ratio	100	
Foreign	133	(4%)
Male	113	
Female	20	

Education


Highest Attainment



Employment







## R. Fainu

Population 386

	Male	Female	Both		
Children <15yrs	70 ○	42 ●	112	Median Age	31
Working Age	128 ○	126 ●	254	Dependency Ratio	52
Elderly 65yrs+	13 ○	7 ●	20	Children <18yrs	133
				Density (per km <sup>2</sup> )	625

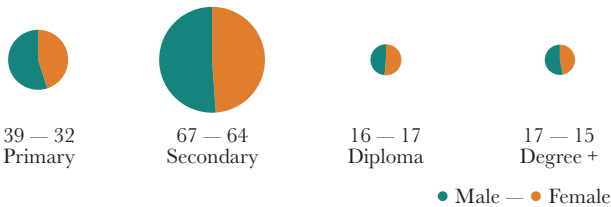
Population 423



Maldivian	386	(91%)
Male	211	
Female	175	
Sex Ratio	121	
Foreign	37	(9%)
Male	32	
Female	5	


Education

Highest Attainment



Employment





## R. Hulhudhuffaaru

Population 1,150

	Male	Female	Both		
Children <15yrs	191 ○	179 ●	370	Median Age	31
Working Age	288 ○	395 ●	683	Dependency Ratio	68
Elderly 65yrs+	51 ○	46 ●	97	Children <18yrs	426
				Density (per km <sup>2</sup> )	1,891

Population 1,228



Maldivian	1,150	(94%)
Male	530	
Female	620	
Sex Ratio	85	
Foreign	78	(6%)
Male	62	
Female	16	

Education

Highest Attainment



98 — 128  
Primary



120 — 199  
Secondary



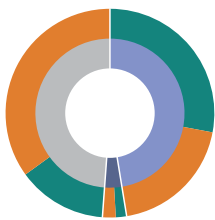
72 — 59  
Diploma




25 — 21  
Degree +

Male — Female

Employment



	Male	Female
15 years and above	339	441
Labour Force	231	168
Employed	218	152
Unemployed	13	16
Outside Labour Force	108	273



## R. Inguraidhoo

Population 1,232

	Male	Female	Both		
Children <15yrs	204 ○	217 ●	421	Median Age	31
Working Age	313 ○	417 ●	730	Dependency Ratio	69
Elderly 65yrs+	42 ○	39 ●	81	Children <18yrs	478
				Density (per km <sup>2</sup> )	2,615

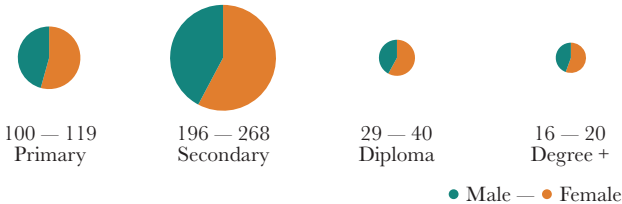
Population 1,278



Maldivian	1,232	(96%)
Male	559	
Female	673	
Sex Ratio	83	
Foreign	46	(4%)
Male	37	
Female	9	


Education

Highest Attainment



Employment





## R. Innamaadhoo

Population 528

	Male	Female	Both		
Children <15yrs	89 ○	79 ●	168	Median Age	29
Working Age	156 ○	167 ●	323	Dependency Ratio	63
Elderly 65yrs+	20 ○	17 ●	37	Children <18yrs	183
				Density (per km <sup>2</sup> )	1,420

# R. Innamaadhoo

## Population 663



Maldivian	528	(80%)
Male	265	
Female	263	
Sex Ratio	101	

Foreign	135	(20%)
Male	120	
Female	15	

## Education

Highest Attainment



38 — 52  
Primary



99 — 87  
Secondary



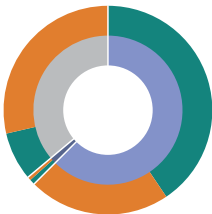
18 — 23  
Diploma



8 — 10  
Degree +


Male — Female

## Employment



	Male	Female
15 years and above	176	184
Labour Force	149	81
Employed	146	79
Unemployed	3	2
Outside Labour Force	27	103





## R. Kinolhas

Population 498

	Male	Female	Both		
Children <15yrs	99 ○	82 ●	181	Median Age	26
Working Age	135 ○	155 ●	290	Dependency Ratio	72
Elderly 65yrs+	16 ○	11 ●	27	Children <18yrs	211
				Density (per km <sup>2</sup> )	886

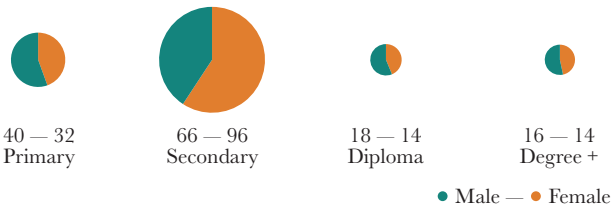
Population 543



Maldivian	498	(92%)
Male	250	
Female	248	
Sex Ratio	101	
Foreign	45	(8%)
Male	37	
Female	8	


Education

Highest Attainment



Employment





## R. Maakurathu

Population 888

	Male	Female	Both		
Children <15yrs	135 ○	151 ●	286	Median Age	29
Working Age	266 ○	280 ●	546	Dependency Ratio	63
Elderly 65yrs+	26 ○	30 ●	56	Children <18yrs	330
				Density (per km <sup>2</sup> )	1,671

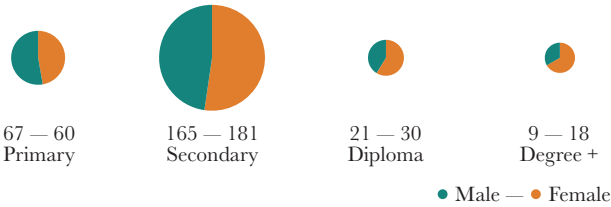
Population 956



Maldivian	888	(93%)
Male	427	
Female	461	
Sex Ratio	93	
Foreign	68	(7%)
Male	59	
Female	9	


Education

Highest Attainment



Employment





## R. Maduvvari

Population 1,639

	Male	Female	Both		
Children <15yrs	264 ○	275 ●	539	Median Age	28
Working Age	488 ○	510 ●	998	Dependency Ratio	64
Elderly 65yrs+	62 ○	40 ●	102	Children <18yrs	594
				Density (per km <sup>2</sup> )	7,211

Population 1,760



Maldivian	1,639	(93%)
Male	814	
Female	825	
Sex Ratio	99	
Foreign	121	(7%)
Male	102	
Female	19	

Education

Highest Attainment



182 — 151  
Primary



311 — 314  
Secondary



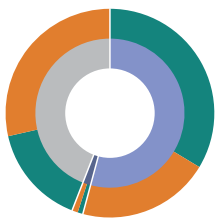
19 — 34  
Diploma




13 — 24  
Degree +

Male — Female

Employment



	Male	Female
15 years and above	550	550
Labour Force	379	236
Employed	370	226
Unemployed	9	10
Outside Labour Force	171	314



## R. Meedhoo

Population 1,738

	Male	Female	Both		
Children <15yrs	244 ○	268 ●	512	Median Age	30
Working Age	534 ○	601 ●	1,135	Dependency Ratio	53
Elderly 65yrs+	47 ○	44 ●	91	Children <18yrs	615
				Density (per km <sup>2</sup> )	4,795

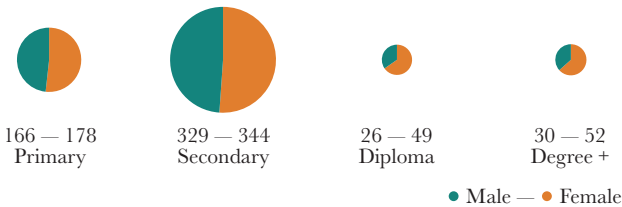
Population 1,872



Maldivian	1,738	(93%)
Male	825	
Female	913	
Sex Ratio	90	
Foreign	134	(7%)
Male	116	
Female	18	

Education


Highest Attainment



Employment







## R. Rasgetheemu

Population 473

	Male	Female	Both		
Children <15yrs	68 ○	74 ●	142	Median Age	32
Working Age	115 ○	164 ●	279	Dependency Ratio	70
Elderly 65yrs+	28 ○	24 ●	52	Children <18yrs	168
				Density (per km <sup>2</sup> )	1,206

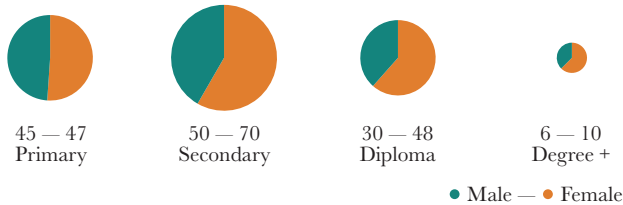
Population 537



Maldivian	473	(88%)
Male	211	
Female	262	
Sex Ratio	81	
Foreign	64	(12%)
Male	50	
Female	14	


Education

Highest Attainment



Employment





# R. Rasmaadhoo

Population 494

	Male	Female	Both		
Children <15yrs	78 ○	70 ●	148	Median Age	33
Working Age	135 ○	162 ●	297	Dependency Ratio	66
Elderly 65yrs+	23 ○	26 ●	49	Children <18yrs	163
				Density (per km <sup>2</sup> )	1,851

Population 554

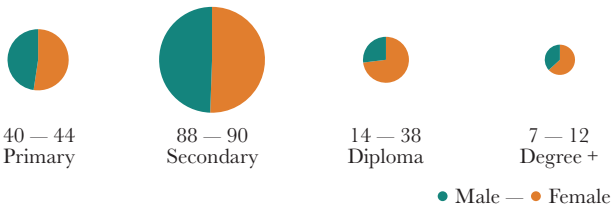


Maldivian	494	(89%)
Male	236	
Female	258	
Sex Ratio	91	

Foreign	60	(11%)
Male	55	
Female	5	


Education

Highest Attainment



Employment





## R. Ungoofaaru

Population 1,531

	Male	Female	Both		
Children <15yrs	234 ○	253 ●	487	Median Age	28
Working Age	459 ○	518 ●	977	Dependency Ratio	57
Elderly 65yrs+	40 ○	27 ●	67	Children <18yrs	571
				Density (per km <sup>2</sup> )	4,235

# R. Ungoofaaru

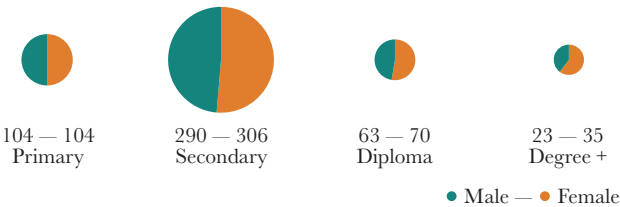
## Population 1,754



Maldivian	1,531	(87%)
Male	733	
Female	798	
Sex Ratio	92	
Foreign	223	(13%)
Male	175	
Female	48	


## Education

Highest Attainment



## Employment





## R. Vaadhoo

Population 415

	Male	Female	Both		
Children <15yrs	68 ○	55 ●	123	Median Age	29
Working Age	116 ○	141 ●	257	Dependency Ratio	61
Elderly 65yrs+	17 ○	18 ●	35	Children <18yrs	148
				Density (per km <sup>2</sup> )	1,087

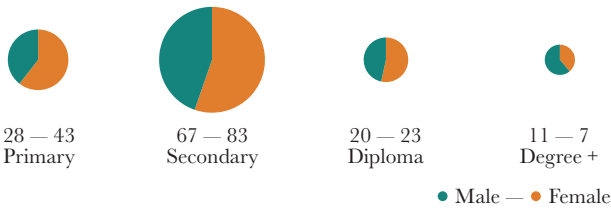
Population 452



Maldivian	415	(92%)
Male	201	
Female	214	
Sex Ratio	94	
Foreign	37	(8%)
Male	30	
Female	7	

Education


Highest Attainment



Employment







## B. Dharavandhoo

Population 822

	Male	Female	Both		
Children <15yrs	131 ○	125 ●	256	Median Age	30
Working Age	251 ○	264 ●	515	Dependency Ratio	60
Elderly 65yrs+	33 ○	18 ●	51	Children <18yrs	286
				Density (per km <sup>2</sup> )	1,220

# B. Dharavandhoo

## Population 997



Maldivian	822	(82%)
Male	415	
Female	407	
Sex Ratio	102	
Foreign	175	(18%)
Male	144	
Female	31	

## Education

Highest Attainment



81 — 76  
Primary



168 — 134  
Secondary



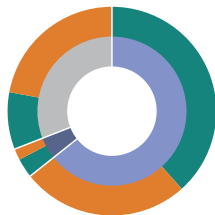
23 — 47  
Diploma




5 — 19  
Degree +

Male — Female

## Employment



	Male	Female
15 years and above	284	282
Labour Force	234	157
Employed	217	147
Unemployed	17	10
Outside Labour Force	50	125



## B. Dhonfanu

Population 364

	Male	Female	Both		
Children <15yrs	45 ○	58 ●	103	Median Age	30
Working Age	103 ○	134 ●	237	Dependency Ratio	54
Elderly 65yrs+	13 ○	11 ●	24	Children <18yrs	128
				Density (per km <sup>2</sup> )	2,104

# B. Dhonfanu

## Population 398



Maldivian	364	(91%)
Male	161	
Female	203	
Sex Ratio	79	
Foreign	34	(9%)
Male	26	
Female	8	

## Education

Highest Attainment



36 — 45  
Primary



55 — 68  
Secondary



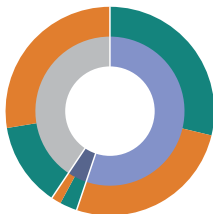
17 — 17  
Diploma




5 — 13  
Degree +

Male — Female

## Employment



	Male	Female
15 years and above	116	145
Labour Force	82	73
Employed	75	69
Unemployed	7	4
Outside Labour Force	34	72



## B. Eydhafushi

Population 2,317

	Male	Female	Both		
Children <15yrs	373 ○	336 ●	709	Median Age	30
Working Age	609 ○	820 ●	1,429	Dependency Ratio	62
Elderly 65yrs+	95 ○	84 ●	179	Children <18yrs	844
				Density (per km <sup>2</sup> )	4,112

# B. Eydhafushi

## Population 2,581



Maldivian	2,317	(90%)
Male	1,077	
Female	1,240	
Sex Ratio	87	
Foreign	264	(10%)
Male	217	
Female	47	

## Education

Highest Attainment



209 — 248  
Primary



366 — 464  
Secondary



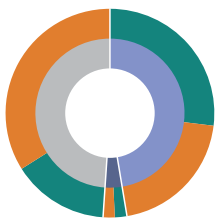
56 — 81  
Diploma




36 — 77  
Degree +

Male — Female

## Employment



	Male	Female
15 years and above	704	904
Labour Force	463	358
Employed	433	329
Unemployed	30	29
Outside Labour Force	241	546



## B. Fehendhoo

Population 172

	Male	Female	Both		
Children <15yrs	18 ○	27 ●	45	Median Age	30
Working Age	65 ○	50 ●	115	Dependency Ratio	50
Elderly 65yrs+	8 ○	4 ●	12	Children <18yrs	51
				Density (per km <sup>2</sup> )	683

# B. Fehendhoo

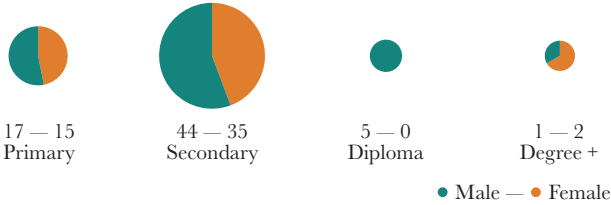
## Population 198



Maldivian	172	(87%)
Male	91	
Female	81	
Sex Ratio	112	
Foreign	26	(13%)
Male	24	
Female	2	

## Education


Highest Attainment



## Employment







## B. Fulhadhoo

Population 240

	Male	Female	Both		
Children <15yrs	26 ○	35 ●	61	Median Age	33
Working Age	106 ○	67 ●	173	Dependency Ratio	39
Elderly 65yrs+	3 ○	3 ●	6	Children <18yrs	66
				Density (per km <sup>2</sup> )	820

# B. Fulhadhoo

## Population 341



Maldivian	240	(70%)
Male	135	
Female	105	
Sex Ratio	129	
Foreign	101	(30%)
Male	78	
Female	23	

## Education

Highest Attainment



28 — 22  
Primary



58 — 32  
Secondary



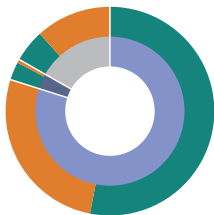
7 — 5  
Diploma




4 — 2  
Degree +

Male — Female

## Employment



	Male	Female
15 years and above	109	70
Labour Force	100	49
Employed	95	48
Unemployed	5	1
Outside Labour Force	9	21



## B. Goidhoo

Population 508

	Male	Female	Both		
Children <15yrs	74 ○	77 ●	151	Median Age	29
Working Age	137 ○	180 ●	317	Dependency Ratio	60
Elderly 65yrs+	23 ○	17 ●	40	Children <18yrs	171
				Density (per km <sup>2</sup> )	312

# B. Goidhoo

## Population 583



Maldivian	508	(87%)
Male	234	
Female	274	
Sex Ratio	85	
Foreign	75	(13%)
Male	66	
Female	9	

## Education

Highest Attainment



49 — 57  
Primary



65 — 64  
Secondary



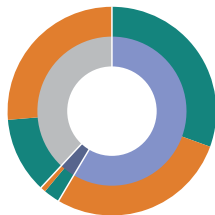
33 — 52  
Diploma




7 — 19  
Degree +

Male — Female

## Employment



	Male	Female
15 years and above	160	197
Labour Force	118	103
Employed	109	100
Unemployed	9	3
Outside Labour Force	42	94



## B. Hithaadhoo

Population 674

	Male	Female	Both		
Children <15yrs	130 ○	114 ●	244	Median Age	29
Working Age	168 ○	228 ●	396	Dependency Ratio	70
Elderly 65yrs+	15 ○	19 ●	34	Children <18yrs	282
				Density (per km <sup>2</sup> )	2,123

# B. Hithaadhoo

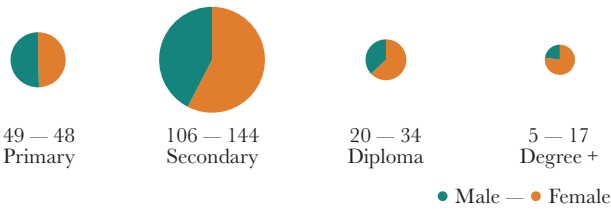
## Population 744



Maldivian	674	(91%)
Male	313	
Female	361	
Sex Ratio	87	
Foreign	70	(9%)
Male	67	
Female	3	


## Education

Highest Attainment



## Employment





## B. Kamadhoo

Population 343

	Male	Female	Both		
Children <15yrs	46 ○	47 ●	93	Median Age	30
Working Age	122 ○	112 ●	234	Dependency Ratio	47
Elderly 65yrs+	6 ○	10 ●	16	Children <18yrs	113
				Density (per km <sup>2</sup> )	1,607

# B. Kamadhoo

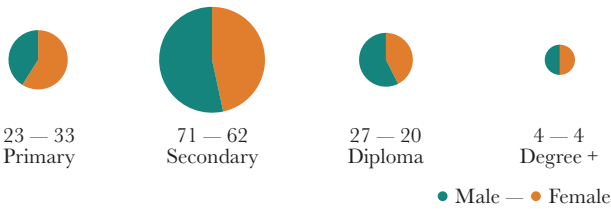
## Population 552



Maldivian	343	(62%)
Male	174	
Female	169	
Sex Ratio	103	
Foreign	209	(38%)
Male	164	
Female	45	

## Education


Highest Attainment



## Employment







## B. Kendhoo

Population 861

	Male	Female	Both		
Children <15yrs	152 ○	157 ●	309	Median Age	27
Working Age	221 ○	280 ●	501	Dependency Ratio	72
Elderly 65yrs+	34 ○	17 ●	51	Children <18yrs	346
				Density (per km <sup>2</sup> )	4,528

# B. Kendhoo

## Population 1,002



Maldivian	861	(86%)
Male	407	
Female	454	
Sex Ratio	90	
Foreign	141	(14%)
Male	126	
Female	15	

## Education

Highest Attainment



76 — 77  
Primary



136 — 158  
Secondary



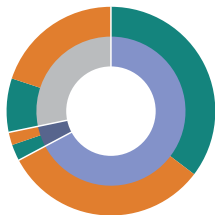
24 — 40  
Diploma




16 — 18  
Degree +

Male — Female

## Employment



	Male	Female
15 years and above	255	297
Labour Force	209	187
Employed	195	176
Unemployed	14	11
Outside Labour Force	46	110



## B. Kihaadhoo

Population 445

	Male	Female	Both		
Children <15yrs	75 ○	72 ●	147	Median Age	23
Working Age	143 ○	136 ●	279	Dependency Ratio	59
Elderly 65yrs+	9 ○	10 ●	19	Children <18yrs	196
				Density (per km <sup>2</sup> )	1,446

# B. Kihaadhoo

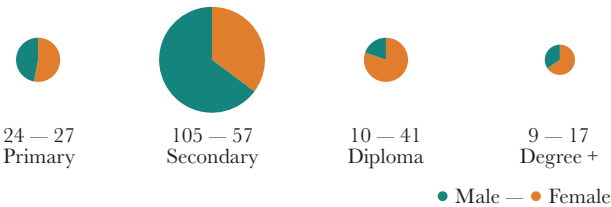
## Population 481



Maldivian	445	(93%)
Male	227	
Female	218	
Sex Ratio	104	
Foreign	36	(7%)
Male	33	
Female	3	


## Education

Highest Attainment



## Employment





## B. Kudarikilu

Population 451

	Male	Female	Both		
Children <15yrs	77 ○	67 ●	144	Median Age	31
Working Age	142 ○	131 ●	273	Dependency Ratio	65
Elderly 65yrs+	19 ○	15 ●	34	Children <18yrs	162
				Density (per km <sup>2</sup> )	2,383

# B. Kudarikilu

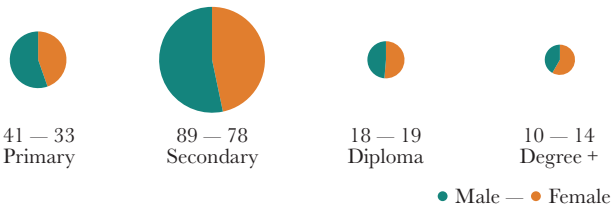
## Population 557



Maldivian	451	(81%)
Male	238	
Female	213	
Sex Ratio	112	
Foreign	106	(19%)
Male	102	
Female	4	


## Education

Highest Attainment



## Employment





## B. Maalhos

Population 494

	Male	Female	Both		
Children <15yrs	89 ○	88 ●	177	Median Age	28
Working Age	109 ○	182 ●	291	Dependency Ratio	70
Elderly 65yrs+	15 ○	11 ●	26	Children <18yrs	201
				Density (per km <sup>2</sup> )	1,919

# B. Maalhos

## Population 572



Maldivian	494	(86%)
Male	213	
Female	281	
Sex Ratio	76	

Foreign	78	(14%)
Male	70	
Female	8	

## Education

Highest Attainment



23 — 42  
Primary



52 — 76  
Secondary



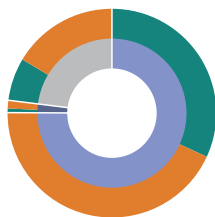
39 — 53  
Diploma



6 — 15  
Degree +


Male — Female

## Employment



	Male	Female
15 years and above	124	193
Labour Force	103	141
Employed	101	137
Unemployed	2	4
Outside Labour Force	21	52





## B. Thulhaadhoo

Population 1,471

	Male	Female	Both		
Children <15yrs	214 ○	216 ●	430	Median Age	34
Working Age	407 ○	517 ●	924	Dependency Ratio	59
Elderly 65yrs+	63 ○	54 ●	117	Children <18yrs	502
				Density (per km <sup>2</sup> )	3,212

# B. Thulhaadhoo

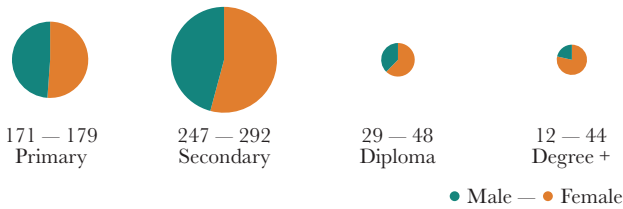
## Population 1,625



Maldivian	1,471	(91%)
Male	684	
Female	787	
Sex Ratio	87	
Foreign	154	(9%)
Male	132	
Female	22	


## Education

Highest Attainment



## Employment





## Lh. Hinnavaru

Population 2,148

	Male	Female	Both		
Children <15yrs	319 ○	300 ●	619	Median Age	31
Working Age	587 ○	828 ●	1,415	Dependency Ratio	52
Elderly 65yrs+	60 ○	54 ●	114	Children <18yrs	702
				Density (per km <sup>2</sup> )	3,973

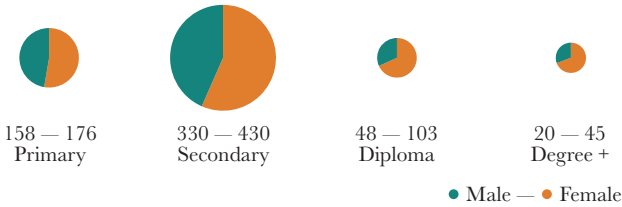
Population 2,286



Maldivian	2,148	(94%)
Male	966	
Female	1,182	
Sex Ratio	82	
Foreign	138	(6%)
Male	121	
Female	17	


Education

Highest Attainment



Employment





## Lh. Kurendhoo

Population 1,037

	Male	Female	Both		
Children <15yrs	168 ○	151 ●	319	Median Age	30
Working Age	265 ○	384 ●	649	Dependency Ratio	60
Elderly 65yrs+	38 ○	31 ●	69	Children <18yrs	364
				Density (per km <sup>2</sup> )	4,550

# Lh. Kurendhoo

## Population 1,171



Maldivian	1,037	(89%)
Male	471	
Female	566	
Sex Ratio	83	

Foreign	134	(11%)
Male	122	
Female	12	

## Education

Highest Attainment



108 — 116  
Primary



169 — 254  
Secondary



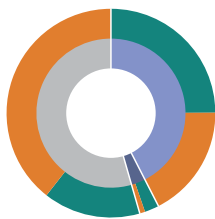
11 — 15  
Diploma




4 — 16  
Degree +

Male — Female

## Employment



	Male	Female
15 years and above	303	415
Labour Force	195	132
Employed	179	126
Unemployed	16	6
Outside Labour Force	108	283



## Lh. Naifaru

Population 4,114

	Male	Female	Both		
Children <15yrs	618 ○	637 ●	1,255	Median Age	31
Working Age	1,177 ○	1,421 ●	2,598	Dependency Ratio	58
Elderly 65yrs+	160 ○	101 ●	261	Children <18yrs	1,437
				Density (per km <sup>2</sup> )	7,058

# Lh. Naifaru

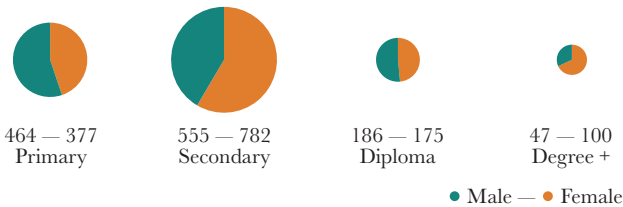
## Population 4,832



Maldivian	4,114	(85%)
Male	1,955	
Female	2,159	
Sex Ratio	91	
Foreign	718	(15%)
Male	599	
Female	119	

## Education


Highest Attainment



## Employment







## Lh. Olhuvelifushi

Population 655

	Male	Female	Both		
Children <15yrs	106 ○	101 ●	207	Median Age	28
Working Age	191 ○	223 ●	414	Dependency Ratio	58
Elderly 65yrs+	17 ○	17 ●	34	Children <18yrs	246
				Density (per km <sup>2</sup> )	2,274

# Lh. Olhuvelifushi

## Population 703



Maldivian	655	(93%)
Male	314	
Female	341	
Sex Ratio	92	
Foreign	48	(7%)
Male	36	
Female	12	

## Education

Highest Attainment



63 — 68  
Primary



124 — 127  
Secondary



16 — 24  
Diploma




3 — 14  
Degree +

Male — Female

## Employment



	Male	Female
15 years and above	208	240
Labour Force	157	98
Employed	146	96
Unemployed	11	2
Outside Labour Force	51	142



## K. Dhiffushi

Population 1,021

	Male	Female	Both		
Children <15yrs	158 ○	151 ●	309	Median Age	29
Working Age	339 ○	321 ●	660	Dependency Ratio	55
Elderly 65yrs+	26 ○	26 ●	52	Children <18yrs	373
				Density (per km <sup>2</sup> )	3,774

# K. Dhiffushi

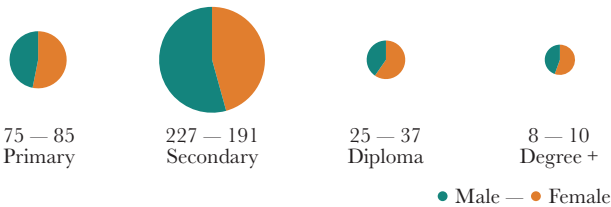
## Population 1,270



Maldivian	1,021	(80%)
Male	523	
Female	498	
Sex Ratio	105	
Foreign	249	(20%)
Male	223	
Female	26	


## Education

Highest Attainment



## Employment





## K. Gaafaru

Population 1,196

	Male	Female	Both		
Children <15yrs	209 ○	233 ●	442	Median Age	26
Working Age	337 ○	379 ●	716	Dependency Ratio	67
Elderly 65yrs+	23 ○	15 ●	38	Children <18yrs	503
				Density (per km <sup>2</sup> )	6,141

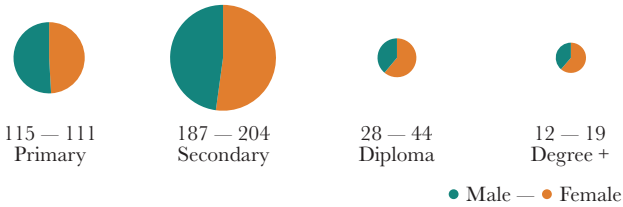
Population 1,294



Maldivian	1,196	(92%)
Male	569	
Female	627	
Sex Ratio	91	
Foreign	98	(8%)
Male	88	
Female	10	


Education

Highest Attainment



Employment





## K. Gulhi

Population 812

	Male	Female	Both		
Children <15yrs	120 ○	110 ●	230	Median Age	29
Working Age	295 ○	245 ●	540	Dependency Ratio	50
Elderly 65yrs+	21 ○	21 ●	42	Children <18yrs	280
				Density (per km <sup>2</sup> )	7,196

Population 976



Maldivian	812	(83%)
Male	436	
Female	376	
Sex Ratio	116	
Foreign	164	(17%)
Male	143	
Female	21	

Education

Highest Attainment



123 — 94  
Primary



157 — 147  
Secondary



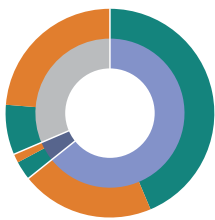
17 — 10  
Diploma



5 — 7  
Degree +


Male — Female

Employment



	Male	Female
15 years and above	316	266
Labour Force	271	128
Employed	254	120
Unemployed	17	8
Outside Labour Force	45	138





## K. Guraidhoo

Population 1,568

	Male	Female	Both		
Children <15yrs	228 ○	184 ●	412	Median Age	32
Working Age	539 ○	504 ●	1,043	Dependency Ratio	50
Elderly 65yrs+	65 ○	48 ●	113	Children <18yrs	471
				Density (per km <sup>2</sup> )	6,974

# K. Guraidhoo

## Population 1,743



Maldivian	1,568	(90%)
Male	832	
Female	736	
Sex Ratio	113	
Foreign	175	(10%)
Male	146	
Female	29	

## Education

Highest Attainment



201 — 163  
Primary



268 — 261  
Secondary



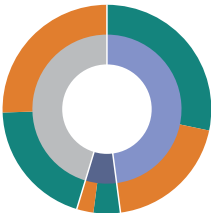
34 — 49  
Diploma




11 — 16  
Degree +

Male — Female

## Employment



	Male	Female
15 years and above	604	552
Labour Force	375	257
Employed	327	227
Unemployed	48	30
Outside Labour Force	229	295



## K. Himmafushi

Population 1,492

	Male	Female	Both		
Children <15yrs	145 ○	141 ●	286	Median Age	32
Working Age	819 ○	344 ●	1,163	Dependency Ratio	28
Elderly 65yrs+	24 ○	19 ●	43	Children <18yrs	330
				Density (per km <sup>2</sup> )	2,254

# K. Himmafushi

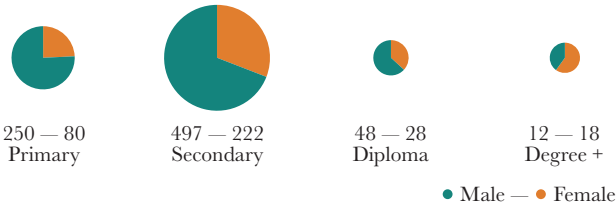
## Population 2,012



Maldivian	1,492	(74%)
Male	988	
Female	504	
Sex Ratio	196	
Foreign	520	(26%)
Male	470	
Female	50	


## Education

Highest Attainment



## Employment





## K. Huraa

Population 1,207

	Male	Female	Both		
Children <15yrs	198 ○	175 ●	373	Median Age	30
Working Age	419 ○	354 ●	773	Dependency Ratio	56
Elderly 65yrs+	39 ○	22 ●	61	Children <18yrs	410
				Density (per km <sup>2</sup> )	2,294

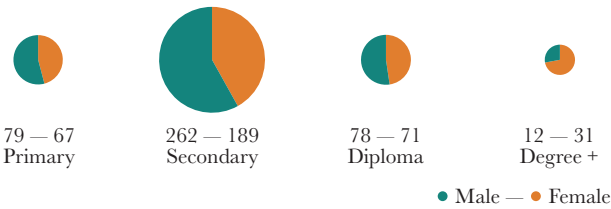
Population 1,654



Maldivian	1,207	(73%)
Male	656	
Female	551	
Sex Ratio	119	
Foreign	447	(27%)
Male	430	
Female	17	


Education

Highest Attainment



Employment





## K. Kaashidhoo

Population 1,833

	Male	Female	Both		
Children <15yrs	333 ○	254 ●	587	Median Age	29
Working Age	520 ○	639 ●	1,159	Dependency Ratio	58
Elderly 65yrs+	42 ○	45 ●	87	Children <18yrs	682
				Density (per km <sup>2</sup> )	648

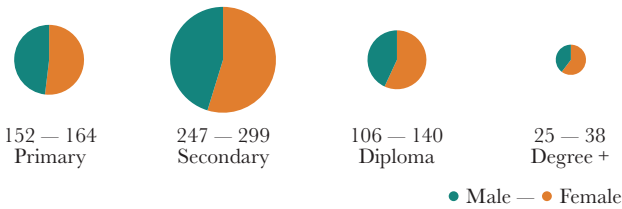
Population 2,528



Maldivian	1,833	(73%)
Male	895	
Female	938	
Sex Ratio	95	
Foreign	695	(27%)
Male	643	
Female	52	

Education


Highest Attainment



Employment







## K. Maafushi

Population 3,195

	Male	Female	Both		
Children <15yrs	342 ○	296 ●	638	Median Age	29
Working Age	1,772 ○	717 ●	2,489	Dependency Ratio	28
Elderly 65yrs+	33 ○	35 ●	68	Children <18yrs	736
				Density (per km <sup>2</sup> )	7,681

# K. Maafushi

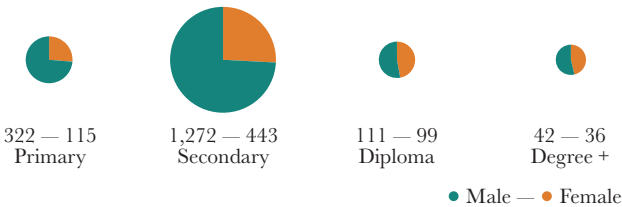
## Population 4,471



Maldivian	3,195	(71%)
Male	2,147	
Female	1,048	
Sex Ratio	205	
Foreign	1,276	(29%)
Male	1,134	
Female	142	


## Education

Highest Attainment



## Employment





## K. Thulusdhoo

Population 1,188

	Male	Female	Both		
Children <15yrs	184 ○	168 ●	352	Median Age	31
Working Age	402 ○	375 ●	777	Dependency Ratio	53
Elderly 65yrs+	34 ○	25 ●	59	Children <18yrs	390
				Density (per km <sup>2</sup> )	1,540

# K. Thulusdhoo

## Population 1,801



Maldivian	1,188	(66%)
Male	620	
Female	568	
Sex Ratio	109	
Foreign	613	(34%)
Male	568	
Female	45	

## Education

Highest Attainment



129 — 98  
Primary



209 — 179  
Secondary



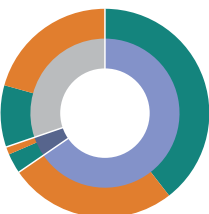
48 — 78  
Diploma




18 — 20  
Degree +

Male — Female

## Employment



	Male	Female
15 years and above	436	400
Labour Force	356	227
Employed	330	217
Unemployed	26	10
Outside Labour Force	80	173



## AA. Bodufolhudhoo

Population 653

	Male	Female	Both		
Children <15yrs	104 ○	113 ●	217	Median Age	28
Working Age	199 ○	207 ●	406	Dependency Ratio	61
Elderly 65yrs+	19 ○	11 ●	30	Children <18yrs	254
				Density (per km <sup>2</sup> )	5,227

# AA. Bodufolhudhoo

## Population 704



Maldivian	653	(93%)
Male	322	
Female	331	
Sex Ratio	97	
Foreign	51	(7%)
Male	39	
Female	12	

## Education

Highest Attainment



53 — 67  
Primary



84 — 76  
Secondary



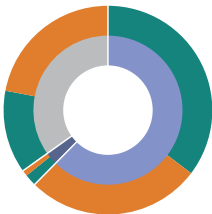
61 — 56  
Diploma




4 — 16  
Degree +

Male — Female

## Employment



Male	218	218
Female	162	122
Employed	154	118
Unemployed	8	4
Outside Labour Force	56	96



## AA. Feridhoo

Population 492

	Male	Female	Both		
Children <15yrs	87 ○	69 ●	156	Median Age	31
Working Age	146 ○	153 ●	299	Dependency Ratio	65
Elderly 65yrs+	21 ○	16 ●	37	Children <18yrs	167
				Density (per km <sup>2</sup> )	1,091

# AA. Feridhoo

## Population 544

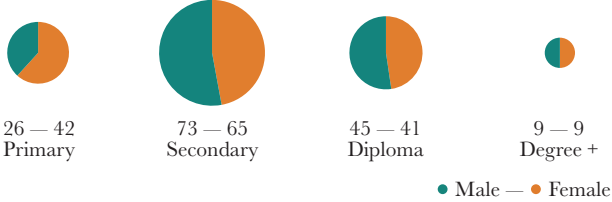


Maldivian	492	(90%)
Male	254	
Female	238	
Sex Ratio	107	

Foreign	52	(10%)
Male	43	
Female	9	

## Education


Highest Attainment



## Employment







## AA. Himandhoo

Population 754

	Male	Female	Both		
Children <15yrs	144 ○	133 ●	277	Median Age	23
Working Age	237 ○	215 ●	452	Dependency Ratio	67
Elderly 65yrs+	10 ○	15 ●	25	Children <18yrs	321
				Density (per km <sup>2</sup> )	3,598

Population 885



Maldivian	754	(85%)
Male	391	
Female	363	
Sex Ratio	108	
Foreign	131	(15%)
Male	110	
Female	21	

Education

Highest Attainment



66 — 59  
Primary



119 — 117  
Secondary



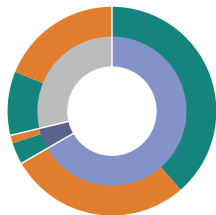
45 — 33  
Diploma




13 — 19  
Degree +

Male — Female

Employment



	Male	Female
15 years and above	247	230
Labour Force	200	140
Employed	184	134
Unemployed	16	6
Outside Labour Force	47	90



## AA. Maalhos

Population 429

	Male	Female	Both		
Children <15yrs	78 ○	82 ●	160	Median Age	28
Working Age	101 ○	135 ●	236	Dependency Ratio	82
Elderly 65yrs+	17 ○	16 ●	33	Children <18yrs	166
				Density (per km <sup>2</sup> )	1,322

# AA. Maalhos

## Population 516



Maldivian	429	(83%)
Male	196	
Female	233	
Sex Ratio	84	
Foreign	87	(17%)
Male	77	
Female	10	

## Education

Highest Attainment



32 — 40  
Primary



53 — 65  
Secondary



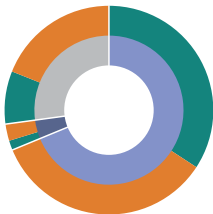
19 — 28  
Diploma




5 — 10  
Degree +

Male — Female

## Employment



Male	118	151
Female	100	93
15 years and above	96	100
Labour Force	92	93
Employed	4	7
Unemployed	22	51
Outside Labour Force		



## AA. Mathiveri

Population 788

	Male	Female	Both		
Children <15yrs	142 ○	140 ●	282	Median Age	27
Working Age	220 ○	246 ●	466	Dependency Ratio	69
Elderly 65yrs+	23 ○	17 ●	40	Children <18yrs	317
				Density (per km <sup>2</sup> )	3,417

# AA. Mathiveri

## Population 878



Maldivian	788	(90%)
Male	385	
Female	403	
Sex Ratio	96	
Foreign	90	(10%)
Male	81	
Female	9	

## Education

Highest Attainment



68 — 49  
Primary



111 — 128  
Secondary



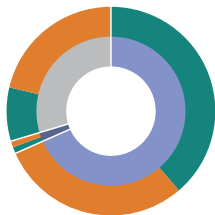
49 — 65  
Diploma




8 — 15  
Degree +

Male — Female

## Employment



	Male	Female
15 years and above	243	263
Labour Force	201	155
Employed	196	150
Unemployed	5	5
Outside Labour Force	42	108



## AA. Rasdhoo

Population 1,078

	Male	Female	Both		
Children <15yrs	169 ○	138 ●	307	Median Age	32
Working Age	381 ○	330 ●	711	Dependency Ratio	52
Elderly 65yrs+	33 ○	27 ●	60	Children <18yrs	352
				Density (per km <sup>2</sup> )	4,939

# AA. Rasdhoo

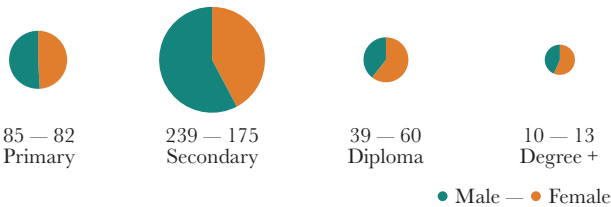
## Population 1,282



Maldivian	1,078	(84%)
Male	583	
Female	495	
Sex Ratio	118	
Foreign	204	(16%)
Male	172	
Female	32	

## Education


Highest Attainment



## Employment







## AA. Thoddoo

Population 1,529

	Male	Female	Both		
Children <15yrs	248 ○	224 ●	472	Median Age	29
Working Age	490 ○	489 ●	979	Dependency Ratio	56
Elderly 65yrs+	44 ○	34 ●	78	Children <18yrs	552
				Density (per km <sup>2</sup> )	939

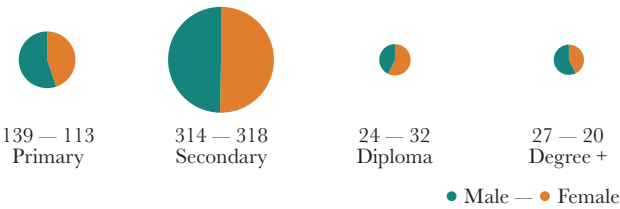
Population 1,924



Maldivian	1,529	(79%)
Male	782	
Female	747	
Sex Ratio	105	
Foreign	395	(21%)
Male	351	
Female	44	


Education

Highest Attainment



Employment





## AA. Ukulhas

Population 1,053

	Male	Female	Both		
Children <15yrs	196 ○	192 ●	388	Median Age	24
Working Age	331 ○	301 ●	632	Dependency Ratio	67
Elderly 65yrs+	18 ○	15 ●	33	Children <18yrs	462
				Density (per km <sup>2</sup> )	4,434

# AA. Ukulhas

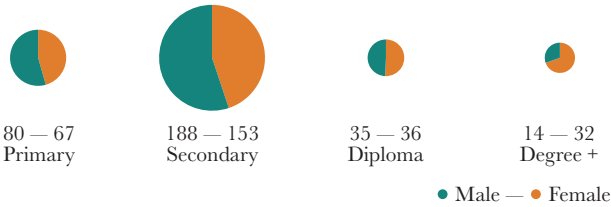
## Population 1,284



Maldivian	1,053	(82%)
Male	545	
Female	508	
Sex Ratio	107	
Foreign	231	(18%)
Male	195	
Female	36	


## Education

Highest Attainment



## Employment





## Adh. Dhan'gethi

Population 718

	Male	Female	Both		
Children <15yrs	122 ○	108 ●	230	Median Age	31
Working Age	228 ○	222 ●	450	Dependency Ratio	60
Elderly 65yrs+	21 ○	17 ●	38	Children <18yrs	256
				Density (per km <sup>2</sup> )	2,380

# Adh. Dhan'gethi

## Population 936



<b>Maldivian</b>	<b>718</b>	<b>(77%)</b>
Male	371	
Female	347	
<i>Sex Ratio</i>	<i>107</i>	
<b>Foreign</b>	<b>218</b>	<b>(23%)</b>
Male	204	
Female	14	

## Education

Highest Attainment



81 — 70  
Primary



115 — 116  
Secondary



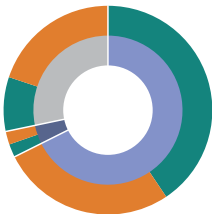
21 — 23  
Diploma




15 — 17  
Degree +

Male — Female

## Employment



	<b>Male</b>	<b>Female</b>
15 years and above	249	239
Labour Force	208	142
Employed	198	132
Unemployed	10	10
Outside Labour Force	41	97



## Adh. Dhidhdhoo

Population 110

	Male	Female	Both		
Children <15yrs	16 ○	9 ●	25	Median Age	37
Working Age	34 ○	43 ●	77	Dependency Ratio	43
Elderly 65yrs+	4 ○	4 ●	8	Children <18yrs	26
				Density (per km <sup>2</sup> )	542

# Adh. Dhidhdhoo

## Population 141



Maldivian	110	(78%)
Male	54	
Female	56	
Sex Ratio	96	
Foreign	31	(22%)
Male	21	
Female	10	

## Education

Highest Attainment



13 — 11  
Primary



12 — 14  
Secondary



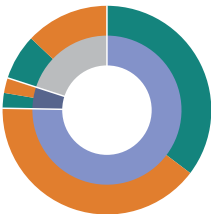
9 — 11  
Diploma



1 — 3  
Degree +


Male — Female

## Employment



	Male	Female
15 years and above	38	47
Labour Force	32	36
Employed	30	34
Unemployed	2	2
Outside Labour Force	6	11





## Adh. Dhigurah

Population 538

	Male	Female	Both		
Children <15yrs	69 ○	63 ●	132	Median Age	33
Working Age	199 ○	172 ●	371	Dependency Ratio	45
Elderly 65yrs+	17 ○	18 ●	35	Children <18yrs	153
				Density (per km <sup>2</sup> )	977

# Adh. Dhigurah

## Population 761



Maldivian	538	(71%)
Male	285	
Female	253	
Sex Ratio	113	

Foreign	223	(29%)
Male	210	
Female	13	

## Education

Highest Attainment



56 — 47  
Primary



74 — 55  
Secondary



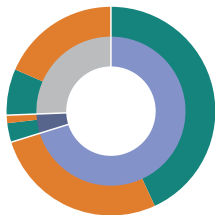
70 — 63  
Diploma




12 — 20  
Degree +

Male — Female

## Employment



	Male	Female
15 years and above	216	190
Labour Force	187	115
Employed	175	110
Unemployed	12	5
Outside Labour Force	29	75



## Adh. Fenfushi

Population 811

	Male	Female	Both		
Children <15yrs	159 ○	150 ●	309	Median Age	28
Working Age	215 ○	236 ●	451	Dependency Ratio	80
Elderly 65yrs+	26 ○	25 ●	51	Children <18yrs	333
				Density (per km <sup>2</sup> )	3,163

# Adh. Fenfushi

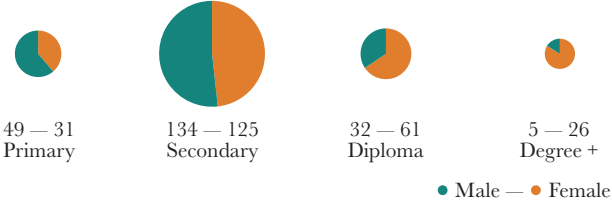
## Population 1,000



Maldivian	811	(81%)
Male	400	
Female	411	
Sex Ratio	97	
Foreign	189	(19%)
Male	184	
Female	5	


## Education

Highest Attainment



## Employment





## Adh. Hangnaameedhoo

Population 413

	Male	Female	Both		
Children <15yrs	70 ○	60 ●	130	Median Age	32
Working Age	117 ○	131 ●	248	Dependency Ratio	67
Elderly 65yrs+	19 ○	16 ●	35	Children <18yrs	148
				Density (per km <sup>2</sup> )	2,033

# Adh. Hangnaameedhoo

## Population 484



Maldivian	413	(85%)
Male	206	
Female	207	
Sex Ratio	100	
Foreign	71	(15%)
Male	63	
Female	8	

## Education

Highest Attainment



46 — 48  
Primary



63 — 63  
Secondary



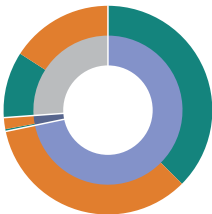
11 — 21  
Diploma




8 — 10  
Degree +

Male — Female

## Employment



	Male	Female
15 years and above	136	147
Labour Force	107	102
Employed	106	97
Unemployed	1	5
Outside Labour Force	29	45



## Adh. Kun'burudhoo

Population 481

	Male	Female	Both		
Children <15yrs	80 ○	69 ●	149	Median Age	30
Working Age	136 ○	161 ●	297	Dependency Ratio	62
Elderly 65yrs+	20 ○	15 ●	35	Children <18yrs	173
				Density (per km <sup>2</sup> )	7,392

# Adh. Kun'burudhoo

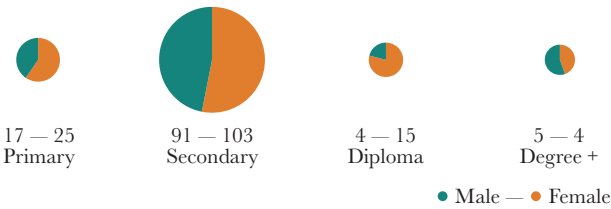
## Population 509



Maldivian	481	(94%)
Male	236	
Female	245	
Sex Ratio	96	
Foreign	28	(6%)
Male	23	
Female	5	

## Education


Highest Attainment



## Employment







## Adh. Maamigili

Population 2,303

	Male	Female	Both		
Children <15yrs	396 ○	325 ●	721	Median Age	29
Working Age	692 ○	754 ●	1,446	Dependency Ratio	59
Elderly 65yrs+	79 ○	57 ●	136	Children <18yrs	833
				Density (per km <sup>2</sup> )	1,204

Population 2,798

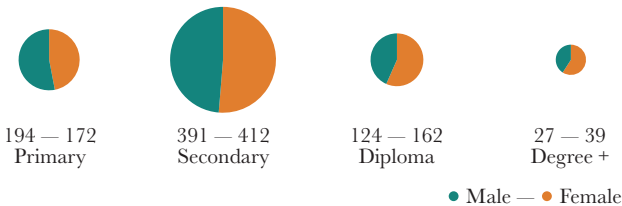


Maldivian	2,303	(82%)
Male	1,167	
Female	1,136	
Sex Ratio	103	

Foreign	495	(18%)
Male	469	
Female	26	


Education

Highest Attainment



Employment





## Adh. Mahibadhoo

Population 2,022

	Male	Female	Both		
Children <15yrs	342 ○	344 ●	686	Median Age	29
Working Age	570 ○	661 ●	1,231	Dependency Ratio	64
Elderly 65yrs+	58 ○	47 ●	105	Children <18yrs	796
				Density (per km <sup>2</sup> )	8,568

# Adh. Mahibadhoo

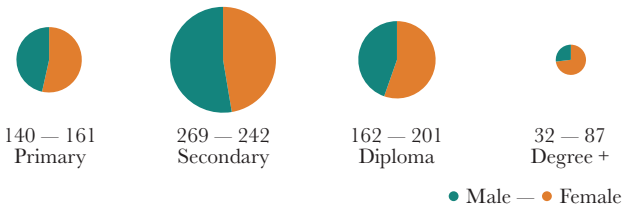
## Population 2,580



Maldivian	2,022	(78%)
Male	970	
Female	1,052	
Sex Ratio	92	
Foreign	558	(22%)
Male	488	
Female	70	


## Education

Highest Attainment



## Employment





## Adh. Mandhoo

Population 286

	Male	Female	Both		
Children <15yrs	34 ○	37 ●	71	Median Age	30
Working Age	96 ○	98 ●	194	Dependency Ratio	47
Elderly 65yrs+	15 ○	6 ●	21	Children <18yrs	85
				Density (per km <sup>2</sup> )	743

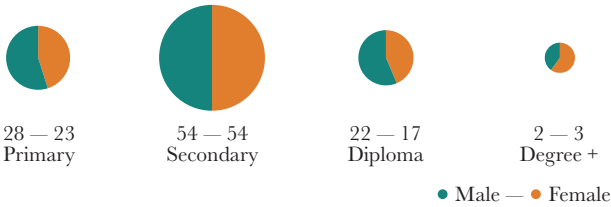
Population 418



Maldivian	286	(68%)
Male	145	
Female	141	
Sex Ratio	103	
Foreign	132	(32%)
Male	119	
Female	13	


Education

Highest Attainment



Employment





## Adh. Omadhoo

Population 858

	Male	Female	Both		
Children <15yrs	154 ○	160 ●	314	Median Age	27
Working Age	200 ○	300 ●	500	Dependency Ratio	72
Elderly 65yrs+	24 ○	20 ●	44	Children <18yrs	344
				Density (per km <sup>2</sup> )	3,759

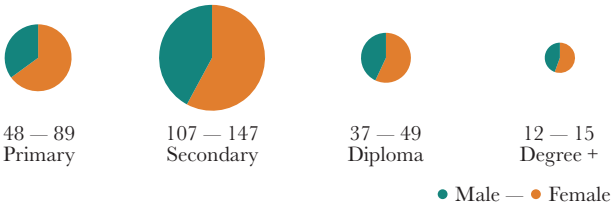
Population 913



Maldivian	858	(94%)
Male	378	
Female	480	
Sex Ratio	79	
Foreign	55	(6%)
Male	49	
Female	6	

Education


Highest Attainment



Employment







## V. Felidhoo

Population 503

	Male	Female	Both		
Children <15yrs	89 ○	69 ●	158	Median Age	33
Working Age	162 ○	152 ●	314	Dependency Ratio	60
Elderly 65yrs+	20 ○	11 ●	31	Children <18yrs	170
				Density (per km <sup>2</sup> )	3,194

# V. Felidhoo

## Population 620



Maldivian	503	(81%)
Male	271	
Female	232	
Sex Ratio	117	

Foreign	117	(19%)
Male	95	
Female	22	

## Education

Highest Attainment



38 — 32  
Primary



66 — 57  
Secondary



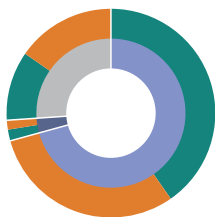
54 — 42  
Diploma




9 — 13  
Degree +

● Male — ● Female

## Employment



	Male	Female
15 years and above	182	163
Labour Force	145	110
Employed	139	105
Unemployed	6	5
Outside Labour Force	37	53



## V. Fulidhoo

Population 294

	Male	Female	Both		
Children <15yrs	39 ○	35 ●	74	Median Age	30
Working Age	110 ○	90 ●	200	Dependency Ratio	47
Elderly 65yrs+	8 ○	12 ●	20	Children <18yrs	86
				Density (per km <sup>2</sup> )	2,468

# V. Fulidhoo

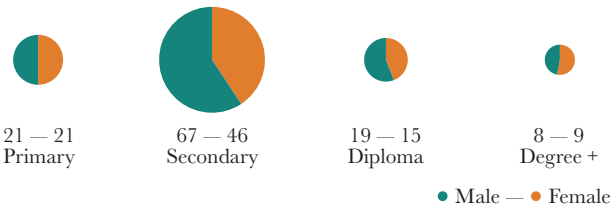
## Population 400



<b>Maldivian</b>	<b>294</b>	<b>(74%)</b>
● Male	157	
● Female	137	
<i>Sex Ratio</i>	<i>115</i>	
<b>Foreign</b>	<b>106</b>	<b>(27%)</b>
● Male	90	
● Female	16	


## Education

Highest Attainment



## Employment





## V. Keyodhoo

Population 520

	Male	Female	Both		
Children <15yrs	77 ○	91 ●	168	Median Age	34
Working Age	141 ○	169 ●	310	Dependency Ratio	68
Elderly 65yrs+	26 ○	16 ●	42	Children <18yrs	183
				Density (per km <sup>2</sup> )	4,399

# V. Keyodhoo

## Population 641

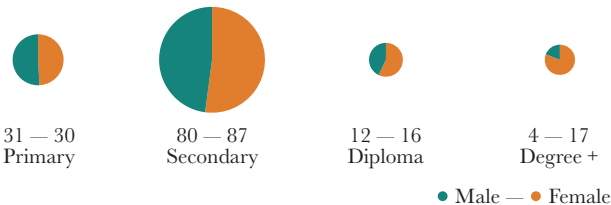


Maldivian	520	(81%)
Male	244	
Female	276	
Sex Ratio	88	

Foreign	121	(19%)
Male	104	
Female	17	


## Education

Highest Attainment



## Employment





## V. Rakeedhoo

Population 62

	Male	Female	Both		
Children <15yrs	1 ○	3 ●	4	Median Age	54
Working Age	28 ○	20 ●	48	Dependency Ratio	29
Elderly 65yrs+	7 ○	3 ●	10	Children <18yrs	4
				Density (per km <sup>2</sup> )	966

# V. Rakeedhoo

## Population 76



Maldivian	62	(82%)
Male	36	
Female	26	
Sex Ratio	138	

Foreign	14	(18%)
Male	13	
Female	1	

## Education

Highest Attainment



16 — 14  
Primary



12 — 7  
Secondary

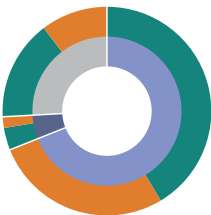


2 — 1  
Diploma

0 — 0  
Degree +


Male — Female

## Employment



	Male	Female
15 years and above	35	23
Labour Force	26	17
Employed	24	16
Unemployed	2	1
Outside Labour Force	9	6





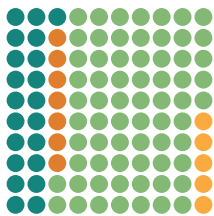
## V. Thinadhoo

Population 74

	Male	Female	Both		
Children <15yrs	3 ○	3 ●	6	Median Age	36
Working Age	48 ○	13 ●	61	Dependency Ratio	21
Elderly 65yrs+	4 ○	3 ●	7	Children <18yrs	6
				Density (per km <sup>2</sup> )	592

# V. Thinadhoo

## Population 258



<b>Maldivian</b>	<b>74</b>	<b>(29%)</b>
Male	55	
Female	19	
<i>Sex Ratio</i>	<i>289</i>	
<b>Foreign</b>	<b>184</b>	<b>(71%)</b>
Male	175	
Female	9	

## Education

Highest Attainment



14 — 5  
Primary



26 — 7  
Secondary

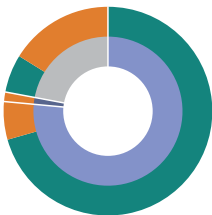


9 — 2  
Diploma


0 — 0  
Degree +

Male — Female

## Employment



	<b>Male</b>	<b>Female</b>
15 years and above	52	16
Labour Force	48	5
Employed	48	4
Unemployed	0	1
Outside Labour Force	4	11



## M. Dhiggaru

Population 984

	Male	Female	Both		
Children <15yrs	154 ○	152 ●	306	Median Age	34
Working Age	251 ○	337 ●	588	Dependency Ratio	67
Elderly 65yrs+	48 ○	42 ●	90	Children <18yrs	349
				Density (per km <sup>2</sup> )	6,808

# M. Dhiggaru

## Population 1,099



Maldivian	984	(90%)
Male	453	
Female	531	
Sex Ratio	85	
Foreign	115	(10%)
Male	88	
Female	27	

## Education

Highest Attainment



105 — 130  
Primary



154 — 184  
Secondary



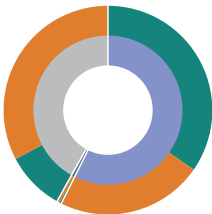
26 — 38  
Diploma




4 — 16  
Degree +

Male — Female

## Employment



	Male	Female
15 years and above	299	379
Labour Force	237	157
Employed	235	154
Unemployed	2	3
Outside Labour Force	62	222



## M. Kolhufushi

Population 702

	Male	Female	Both		
Children <15yrs	109 ○	106 ●	215	Median Age	32
Working Age	192 ○	250 ●	442	Dependency Ratio	59
Elderly 65yrs+	24 ○	21 ●	45	Children <18yrs	251
				Density (per km <sup>2</sup> )	1,087

# M. Kolhufushi

## Population 793



Maldivian	702	(89%)
Male	325	
Female	377	
Sex Ratio	86	
Foreign	91	(11%)
Male	79	
Female	12	

## Education

Highest Attainment



60 — 69  
Primary



97 — 144  
Secondary



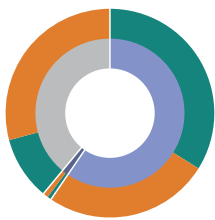
29 — 35  
Diploma




13 — 10  
Degree +

Male — Female

## Employment



	Male	Female
15 years and above	216	271
Labour Force	168	129
Employed	165	125
Unemployed	3	4
Outside Labour Force	48	142



## M. Maduvvari

Population 259

	Male	Female	Both		
Children <15yrs	42 ○	28 ●	70	Median Age	34
Working Age	92 ○	76 ●	168	Dependency Ratio	54
Elderly 65yrs+	13 ○	8 ●	21	Children <18yrs	79
				Density (per km <sup>2</sup> )	2,137

Population 318



Maldivian	259	(81%)
Male	147	
Female	112	
Sex Ratio	131	
Foreign	59	(19%)
Male	44	
Female	15	

Education

Highest Attainment



19 — 21  
Primary



46 — 32  
Secondary



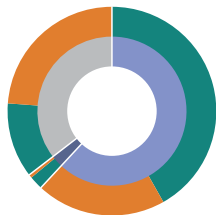
7 — 17  
Diploma



2 — 4  
Degree +


Male — Female

Employment



	Male	Female
15 years and above	105	84
Labour Force	83	39
Employed	79	38
Unemployed	4	1
Outside Labour Force	22	45





## M. Mulah

Population 1,292

	Male	Female	Both		
Children <15yrs	188 ○	203 ●	391	Median Age	30
Working Age	385 ○	430 ●	815	Dependency Ratio	59
Elderly 65yrs+	46 ○	40 ●	86	Children <18yrs	447
				Density (per km <sup>2</sup> )	1,891

Population 1,426



Maldivian	1,292	(91%)
Male	619	
Female	673	
Sex Ratio	92	
Foreign	134	(9%)
Male	110	
Female	24	

Education

Highest Attainment



145 — 134  
Primary



211 — 236  
Secondary



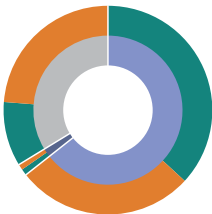
55 — 59  
Diploma




11 — 29  
Degree +

Male — Female

Employment



	Male	Female
15 years and above	431	470
Labour Force	341	256
Employed	332	248
Unemployed	9	8
Outside Labour Force	90	214



## M. Muli

Population 769

	Male	Female	Both		
Children <15yrs	112 ○	95 ●	207	Median Age	33
Working Age	262 ○	246 ●	508	Dependency Ratio	51
Elderly 65yrs+	21 ○	33 ●	54	Children <18yrs	257
				Density (per km <sup>2</sup> )	995

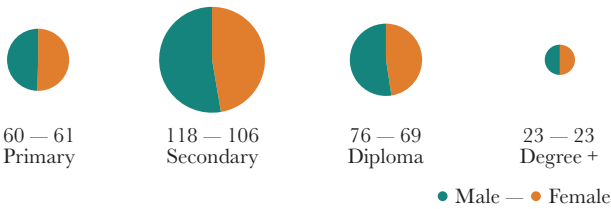
Population 949



Maldivian	769	(81%)
Male	395	
Female	374	
Sex Ratio	106	
Foreign	180	(19%)
Male	155	
Female	25	


Education

Highest Attainment



Employment





## M. Naalaafushi

Population 388

	Male	Female	Both		
Children <15yrs	53 ○	51 ●	104	Median Age	34
Working Age	119 ○	131 ●	250	Dependency Ratio	55
Elderly 65yrs+	18 ○	16 ●	34	Children <18yrs	118
				Density (per km <sup>2</sup> )	2,997

# M. Naalaafushi

## Population 430



Maldivian	388	(90%)
Male	190	
Female	198	
Sex Ratio	96	
Foreign	42	(10%)
Male	33	
Female	9	

## Education

Highest Attainment



63 — 62  
Primary



56 — 59  
Secondary



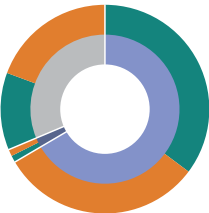
3 — 14  
Diploma




4 — 5  
Degree +

Male — Female

## Employment



	Male	Female
15 years and above	137	147
Labour Force	103	92
Employed	100	89
Unemployed	3	3
Outside Labour Force	34	55



## M. Raiymandhoo

Population 122

	Male	Female	Both		
Children <15yrs	13 ○	7 ●	20	Median Age	38
Working Age	43 ○	45 ●	88	Dependency Ratio	39
Elderly 65yrs+	9 ○	5 ●	14	Children <18yrs	22
				Density (per km <sup>2</sup> )	430

# M. Raiymandhoo

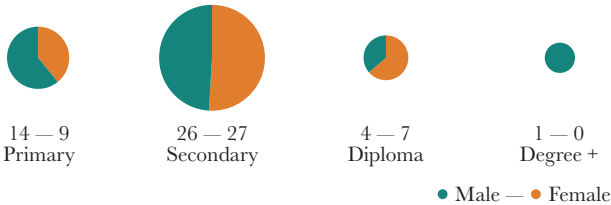
## Population 171



Maldivian	122	(71%)
Male	65	
Female	57	
Sex Ratio	114	
Foreign	49	(29%)
Male	42	
Female	7	

## Education


Highest Attainment



## Employment







## M. Veyvah

Population 235

	Male	Female	Both		
Children <15yrs	49 ○	25 ●	74	Median Age	30
Working Age	79 ○	74 ●	153	Dependency Ratio	54
Elderly 65yrs+	6 ○	2 ●	8	Children <18yrs	78
				Density (per km <sup>2</sup> )	559

Population 304



Maldivian	235	(77%)
Male	134	
Female	101	
Sex Ratio	133	
Foreign	69	(23%)
Male	62	
Female	7	

Education

Highest Attainment



19 — 21  
Primary



32 — 25  
Secondary



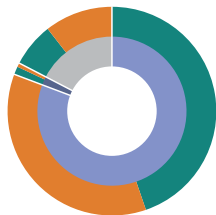
18 — 14  
Diploma




4 — 8  
Degree +

Male — Female

Employment



	Male	Female
15 years and above	85	76
Labour Force	74	59
Employed	72	58
Unemployed	2	1
Outside Labour Force	11	17



## F. Bilehdhoo

Population 886

	Male	Female	Both		
Children <15yrs	180 ○	152 ●	332	Median Age	28
Working Age	214 ○	297 ●	511	Dependency Ratio	73
Elderly 65yrs+	21 ○	22 ●	43	Children <18yrs	372
				Density (per km <sup>2</sup> )	2,805

# F. Bilehdhoo

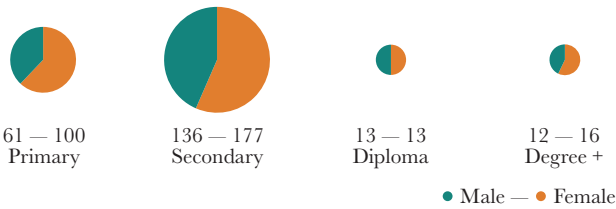
## Population 967



Maldivian	886	(92%)
Male	415	
Female	471	
Sex Ratio	88	
Foreign	81	(8%)
Male	74	
Female	7	


## Education

Highest Attainment



## Employment





## F. Dharan'boodhoo

Population 393

	Male	Female	Both		
Children <15yrs	78 ○	65 ●	143	Median Age	28
Working Age	114 ○	120 ●	234	Dependency Ratio	68
Elderly 65yrs+	9 ○	7 ●	16	Children <18yrs	170
				Density (per km <sup>2</sup> )	981

# F. Dharan'boodhoo

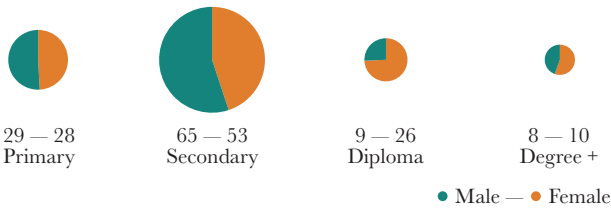
## Population 455



Maldivian	393	(86%)
Male	201	
Female	192	
Sex Ratio	105	
Foreign	62	(14%)
Male	58	
Female	4	


## Education

Highest Attainment



## Employment





## F. Feali

Population 882

	Male	Female	Both		
Children <15yrs	167 ○	151 ●	318	Median Age	26
Working Age	206 ○	311 ●	517	Dependency Ratio	71
Elderly 65yrs+	27 ○	20 ●	47	Children <18yrs	370
				Density (per km <sup>2</sup> )	4,989

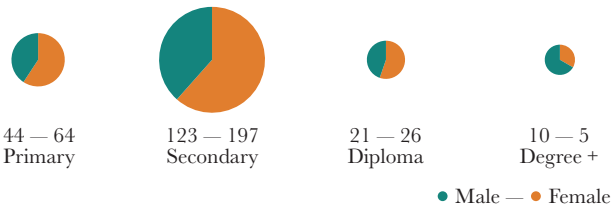
Population 922



Maldivian	882	(96%)
Male	400	
Female	482	
Sex Ratio	83	
Foreign	40	(4%)
Male	30	
Female	10	

Education


Highest Attainment



Employment







## F. Magoodhoo

Population 648

	Male	Female	Both		
Children <15yrs	141 ○	111 ●	252	Median Age	27
Working Age	158 ○	205 ●	363	Dependency Ratio	79
Elderly 65yrs+	18 ○	15 ●	33	Children <18yrs	278
				Density (per km <sup>2</sup> )	2,635

# F. Magoodhoo

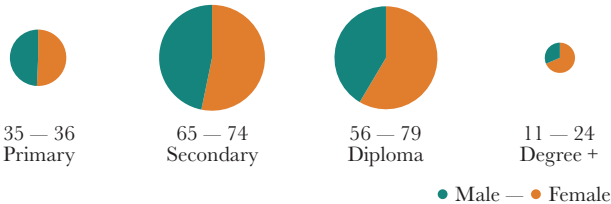
## Population 702



Maldivian	648	(92%)
Male	317	
Female	331	
Sex Ratio	96	
Foreign	54	(8%)
Male	44	
Female	10	


## Education

Highest Attainment



## Employment





## F. Nilandhoo

Population 1,649

	Male	Female	Both		
Children <15yrs	310 ○	277 ●	587	Median Age	27
Working Age	438 ○	539 ●	977	Dependency Ratio	69
Elderly 65yrs+	46 ○	39 ●	85	Children <18yrs	680
				Density (per km <sup>2</sup> )	2,205

# F. Nilandhoo

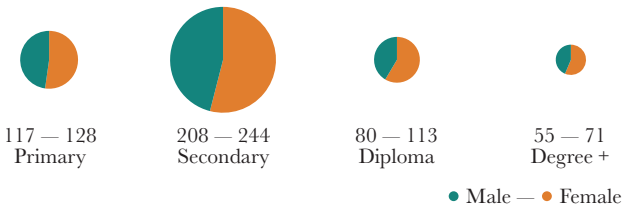
## Population 1,823



Maldivian	1,649	(90%)
Male	794	
Female	855	
Sex Ratio	93	
Foreign	174	(10%)
Male	153	
Female	21	


## Education

Highest Attainment



## Employment






## Dh. Bandidhoo

Population 536

	Male	Female	Both		
Children <15yrs	93 ○	97 ●	190	Median Age	28
Working Age	160 ○	159 ●	319	Dependency Ratio	68
Elderly 65yrs+	16 ○	11 ●	27	Children <18yrs	216
				Density (per km <sup>2</sup> )	2,144





## Dh. Hulhudheli

Population 685

	Male	Female	Both		
Children <15yrs	109 ○	109 ●	218	Median Age	30
Working Age	191 ○	239 ●	430	Dependency Ratio	59
Elderly 65yrs+	18 ○	19 ●	37	Children <18yrs	250
				Density (per km <sup>2</sup> )	3,181

# Dh. Hulhudheli

## Population 764



Maldivian	685	(90%)
Male	318	
Female	367	
Sex Ratio	87	
Foreign	79	(10%)
Male	71	
Female	8	

## Education

Highest Attainment



63 — 88  
Primary



120 — 125  
Secondary



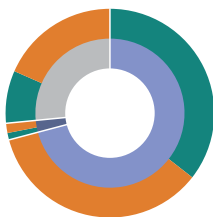
13 — 33  
Diploma



5 — 10  
Degree +


Male — Female

## Employment



	Male	Female
15 years and above	209	258
Labour Force	171	172
Employed	166	165
Unemployed	5	7
Outside Labour Force	38	86





## Dh. Kudahuvadhoo

Population 2,667

	Male	Female	Both		
Children <15yrs	421 ○	430 ●	851	Median Age	29
Working Age	748 ○	929 ●	1,677	Dependency Ratio	59
Elderly 65yrs+	73 ○	66 ●	139	Children <18yrs	1,002
				Density (per km <sup>2</sup> )	1,611

# Dh. Kudahuvadhoo

## Population 3,131



Maldivian	2,667	(85%)
Male	1,242	
Female	1,425	
Sex Ratio	87	

Foreign	464	(15%)
Male	405	
Female	59	

## Education

Highest Attainment



170 — 190  
Primary



382 — 468  
Secondary



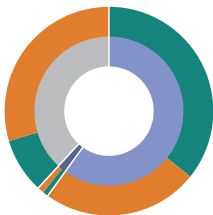
156 — 177  
Diploma




61 — 97  
Degree +

Male — Female

## Employment



	Male	Female
15 years and above	821	995
Labour Force	666	457
Employed	650	439
Unemployed	16	18
Outside Labour Force	155	538



## Dh. Maaen'boodhoo

Population 650

	Male	Female	Both		
Children <15yrs	94 ○	88 ●	182	Median Age	32
Working Age	190 ○	228 ●	418	Dependency Ratio	56
Elderly 65yrs+	34 ○	16 ●	50	Children <18yrs	208
				Density (per km <sup>2</sup> )	2,705

# Dh. Maaen'boodhoo

## Population 679



Maldivian	650	(96%)
Male	318	
Female	332	
Sex Ratio	96	
Foreign	29	(4%)
Male	24	
Female	5	

## Education

Highest Attainment



97 — 88  
Primary



98 — 122  
Secondary



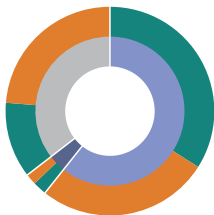
15 — 16  
Diploma




10 — 15  
Degree +

Male — Female

## Employment



	Male	Female
15 years and above	224	244
Labour Force	169	133
Employed	159	125
Unemployed	10	8
Outside Labour Force	55	111



## Dh. Meedhoo

Population 857

	Male	Female	Both		
Children <15yrs	141 ○	114 ●	255	Median Age	28
Working Age	294 ○	276 ●	570	Dependency Ratio	50
Elderly 65yrs+	16 ○	16 ●	32	Children <18yrs	306
				Density (per km <sup>2</sup> )	2,633

# Dh. Meedhoo

## Population 1,118



Maldivian	857	(77%)
Male	451	
Female	406	
Sex Ratio	111	
Foreign	261	(23%)
Male	209	
Female	52	

## Education

Highest Attainment



79 — 81  
Primary



164 — 125  
Secondary



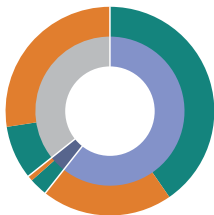
38 — 49  
Diploma




12 — 27  
Degree +

Male — Female

## Employment



	Male	Female
15 years and above	310	292
Labour Force	260	127
Employed	243	122
Unemployed	17	5
Outside Labour Force	50	165



## Dh. Rin'budhoo

Population 278

	Male	Female	Both		
Children <15yrs	38 ○	49 ●	87	Median Age	33
Working Age	84 ○	90 ●	174	Dependency Ratio	60
Elderly 65yrs+	9 ○	8 ●	17	Children <18yrs	98
				Density (per km <sup>2</sup> )	1,608

# Dh. Rin'budhoo

## Population 316



Maldivian	278	(88%)
Male	131	
Female	147	
Sex Ratio	89	
Foreign	38	(12%)
Male	32	
Female	6	

## Education

Highest Attainment



28 — 22  
Primary



46 — 53  
Secondary



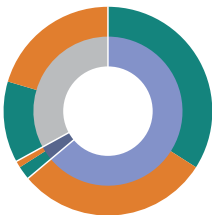
8 — 5  
Diploma



5 — 9  
Degree +


Male — Female

## Employment



	Male	Female
15 years and above	93	98
Labour Force	69	59
Employed	65	57
Unemployed	4	2
Outside Labour Force	24	39





## Th. Buruni

Population 356

	Male	Female	Both		
Children <15yrs	62 ○	63 ●	125	Median Age	31
Working Age	101 ○	114 ●	215	Dependency Ratio	66
Elderly 65yrs+	9 ○	7 ●	16	Children <18yrs	136
				Density (per km <sup>2</sup> )	1,044

# Th. Buruni

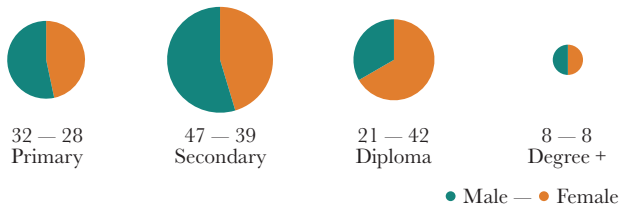
## Population 414



Maldivian	356	(86%)
Male	172	
Female	184	
Sex Ratio	93	
Foreign	58	(14%)
Male	49	
Female	9	


## Education

Highest Attainment



## Employment





## Th. Dhiyamigili

Population 610

	Male	Female	Both		
Children <15yrs	113 ○	118 ●	231	Median Age	29
Working Age	156 ○	191 ●	347	Dependency Ratio	76
Elderly 65yrs+	16 ○	16 ●	32	Children <18yrs	257
				Density (per km <sup>2</sup> )	2,079

# Th. Dhiyamigili

## Population 649



Maldivian	610	(94%)
Male	285	
Female	325	
Sex Ratio	88	
Foreign	39	(6%)
Male	35	
Female	4	

## Education

Highest Attainment



49 — 70  
Primary



83 — 81  
Secondary



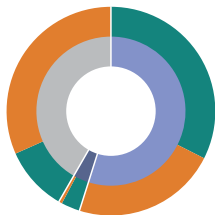
22 — 29  
Diploma




12 — 18  
Degree +

Male — Female

## Employment



	Male	Female
15 years and above	172	207
Labour Force	134	87
Employed	123	85
Unemployed	11	2
Outside Labour Force	38	120




## Th. Gaadhiffushi

Population 265

	Male	Female	Both		
Children <15yrs	38 ○	37 ●	75	Median Age	32
Working Age	83 ○	84 ●	167	Dependency Ratio	59
Elderly 65yrs+	12 ○	11 ●	23	Children <18yrs	82
				Density (per km <sup>2</sup> )	1,874

# Th. Gaadhiffushi

## Population 317



Maldivian	265	(84%)
Male	133	
Female	132	
Sex Ratio	101	
Foreign	52	(16%)
Male	43	
Female	9	

## Education

Highest Attainment



26 — 39  
Primary



54 — 33  
Secondary



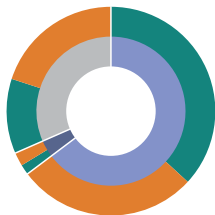
6 — 15  
Diploma




4 — 1  
Degree +

● Male — ● Female

## Employment



	● Male	● Female
15 years and above	95	95
Labour Force	73	57
Employed	70	53
Unemployed	3	4
Outside Labour Force	22	38



## Th. Guraidhoo

Population 1,190

	Male	Female	Both		
Children <15yrs	194 ○	183 ●	377	Median Age	32
Working Age	288 ○	427 ●	715	Dependency Ratio	66
Elderly 65yrs+	56 ○	42 ●	98	Children <18yrs	443
				Density (per km <sup>2</sup> )	1,556

# Th. Guraidhoo

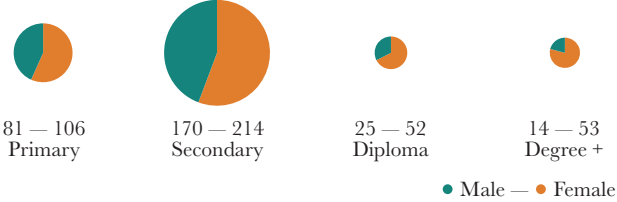
## Population 1,293



Maldivian	1,190	(92%)
Male	538	
Female	652	
Sex Ratio	83	
Foreign	103	(8%)
Male	85	
Female	18	

## Education


Highest Attainment



## Employment







## Th. Hirilandhoo

Population 996

	Male	Female	Both		
Children <15yrs	152 ○	126 ●	278	Median Age	29
Working Age	340 ○	331 ●	671	Dependency Ratio	48
Elderly 65yrs+	24 ○	23 ●	47	Children <18yrs	328
				Density (per km <sup>2</sup> )	3,310

# Th. Hirilandhoo

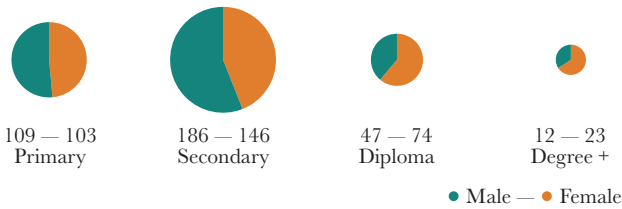
## Population 1,146



Maldivian	996	(87%)
Male	516	
Female	480	
Sex Ratio	108	
Foreign	150	(13%)
Male	142	
Female	8	


## Education

Highest Attainment



## Employment





## Th. Kandoodhoo

Population 383

	Male	Female	Both		
Children <15yrs	69	58	127	Median Age	34
Working Age	113	122	235	Dependency Ratio	63
Elderly 65yrs+	12	9	21	Children <18yrs	139
				Density (per km <sup>2</sup> )	468

# Th. Kandoodhoo

## Population 456



Maldivian	383	(84%)
Male	194	
Female	189	
Sex Ratio	103	
Foreign	73	(16%)
Male	64	
Female	9	

## Education

Highest Attainment



38 — 29  
Primary



46 — 49  
Secondary



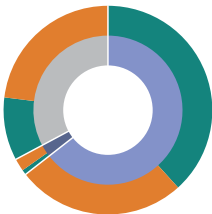
11 — 17  
Diploma




9 — 17  
Degree +

Male — Female

## Employment



	Male	Female
15 years and above	125	131
Labour Force	100	72
Employed	98	67
Unemployed	2	5
Outside Labour Force	25	59



## Th. Kinbidhoo

Population 680

	Male	Female	Both		
Children <15yrs	129 ○	97 ●	226	Median Age	32
Working Age	183 ○	217 ●	400	Dependency Ratio	70
Elderly 65yrs+	22 ○	32 ●	54	Children <18yrs	266
				Density (per km <sup>2</sup> )	1,781

# Th. Kinbidhoo

## Population 715



Maldivian	680	(95%)
Male	334	
Female	346	
Sex Ratio	97	
Foreign	35	(5%)
Male	27	
Female	8	

## Education

Highest Attainment



56 — 62  
Primary



80 — 114  
Secondary



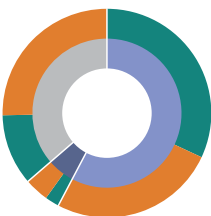
50 — 49  
Diploma




10 — 19  
Degree +

Male — Female

## Employment



	Male	Female
15 years and above	205	249
Labour Force	155	134
Employed	145	117
Unemployed	10	17
Outside Labour Force	50	115



## Th. Madifushi

Population 779

	Male	Female	Both		
Children <15yrs	118 ○	148 ●	266	Median Age	29
Working Age	214 ○	271 ●	485	Dependency Ratio	61
Elderly 65yrs+	11 ○	17 ●	28	Children <18yrs	299
				Density (per km <sup>2</sup> )	1,454

# Th. Madifushi

## Population 858



Maldivian	779	(91%)
Male	343	
Female	436	
Sex Ratio	79	
Foreign	79	(9%)
Male	70	
Female	9	

## Education

Highest Attainment



67 — 89  
Primary



115 — 144  
Secondary



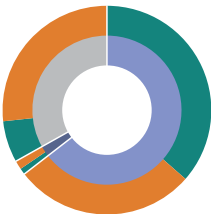
30 — 28  
Diploma



6 — 13  
Degree +


Male — Female

## Employment



Male	Female
15 years and above	225 288
Labour Force	192 151
Employed	187 144
Unemployed	5 7
Outside Labour Force	33 137





## Th. Omadhoo

Population 387

	Male	Female	Both		
Children <15yrs	55 ○	55 ●	110	Median Age	29
Working Age	127 ○	117 ●	244	Dependency Ratio	59
Elderly 65yrs+	17 ○	16 ●	33	Children <18yrs	137
				Density (per km <sup>2</sup> )	1,047

Population 417



Maldivian	387	(93%)
Male	199	
Female	188	
Sex Ratio	106	
Foreign	30	(7%)
Male	23	
Female	7	

Education

Highest Attainment



58 — 51  
Primary



65 — 60  
Secondary



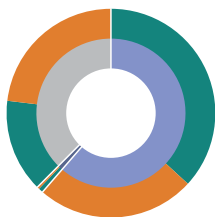
9 — 11  
Diploma




6 — 5  
Degree +

Male — Female

Employment



	Male	Female
15 years and above	144	133
Labour Force	104	69
Employed	102	68
Unemployed	2	1
Outside Labour Force	40	64



## Th. Thimarafushi

Population 1,044

	Male	Female	Both		
Children <15yrs	162 ○	165 ●	327	Median Age	31
Working Age	306 ○	326 ●	632	Dependency Ratio	65
Elderly 65yrs+	40 ○	45 ●	85	Children <18yrs	375
				Density (per km <sup>2</sup> )	1,044

# Th. Thimarafushi

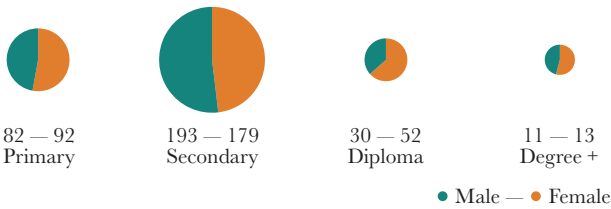
## Population 1,229



Maldivian	1,044	(85%)
Male	508	
Female	536	
Sex Ratio	95	
Foreign	185	(15%)
Male	178	
Female	7	


## Education

Highest Attainment



## Employment





## Th. Vandhoo

Population 309

	Male	Female	Both		
Children <15yrs	48 ○	37 ●	85	Median Age	30
Working Age	96 ○	105 ●	201	Dependency Ratio	54
Elderly 65yrs+	12 ○	11 ●	23	Children <18yrs	97
				Density (per km <sup>2</sup> )	1,193

Population 364



Maldivian	309	(85%)
Male	156	
Female	153	
Sex Ratio	102	
Foreign	55	(15%)
Male	50	
Female	5	

Education

Highest Attainment



26 — 31  
Primary



48 — 59  
Secondary



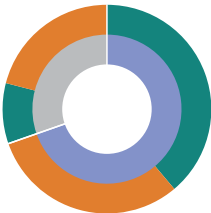
19 — 17  
Diploma




2 — 5  
Degree +

Male — Female

Employment



	Male	Female
15 years and above	108	116
Labour Force	87	69
Employed	87	69
Unemployed	0	0
Outside Labour Force	21	47



## Th. Veymandoo

Population 1,184

	Male	Female	Both		
Children <15yrs	209 ○	180 ●	389	Median Age	28
Working Age	360 ○	386 ●	746	Dependency Ratio	59
Elderly 65yrs+	24 ○	25 ●	49	Children <18yrs	452
				Density (per km <sup>2</sup> )	2,652

# Th. Veymandoo

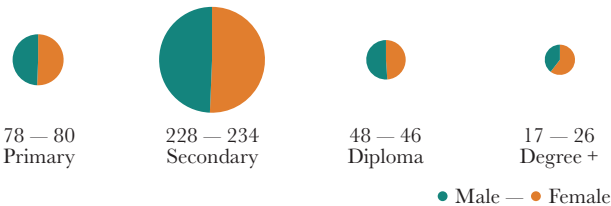
## Population 1,321



Maldivian	1,184	(90%)
Male	593	
Female	591	
Sex Ratio	100	
Foreign	137	(10%)
Male	107	
Female	30	

## Education


Highest Attainment



## Employment







## Th. Vilufushi

Population 965

	Male	Female	Both		
Children <15yrs	154 ○	163 ●	317	Median Age	31
Working Age	257 ○	306 ●	563	Dependency Ratio	71
Elderly 65yrs+	44 ○	41 ●	85	Children <18yrs	367
				Density (per km <sup>2</sup> )	1,603

# Th. Vilufushi

## Population 1,081



Maldivian	965	(89%)
Male	455	
Female	510	
Sex Ratio	89	
Foreign	116	(11%)
Male	97	
Female	19	

## Education

Highest Attainment



89 — 104  
Primary



156 — 181  
Secondary



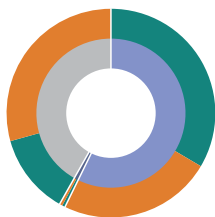
27 — 41  
Diploma




5 — 14  
Degree +

Male — Female

## Employment



	Male	Female
15 years and above	301	347
Labour Force	220	157
Employed	217	154
Unemployed	3	3
Outside Labour Force	81	190



## L. Dhanbidhoo

Population 567

	Male	Female	Both		
Children <15yrs	89 ○	89 ●	178	Median Age	28
Working Age	157 ○	191 ●	348	Dependency Ratio	63
Elderly 65yrs+	26 ○	15 ●	41	Children <18yrs	207
				Density (per km <sup>2</sup> )	1,052

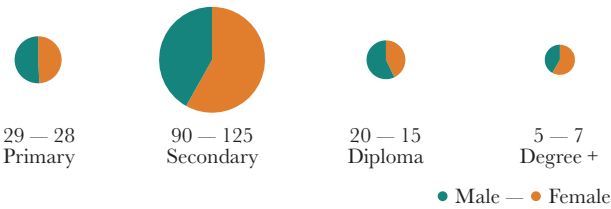
Population 606



Maldivian	567	(94%)
Male	272	
Female	295	
Sex Ratio	92	
Foreign	39	(6%)
Male	29	
Female	10	


Education

Highest Attainment



Employment





## L. Fonadhoo

Population 2,738

	Male	Female	Both		
Children <15yrs	437 ○	389 ●	826	Median Age	30
Working Age	810 ○	918 ●	1,728	Dependency Ratio	58
Elderly 65yrs+	112 ○	72 ●	184	Children <18yrs	986
				Density (per km <sup>2</sup> )	1,595

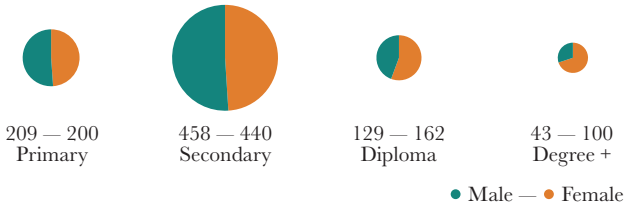
Population 2,986



Maldivian	2,738	(92%)
Male	1,359	
Female	1,379	
Sex Ratio	99	
Foreign	248	(8%)
Male	220	
Female	28	


Education

Highest Attainment



Employment





## L. Gan

Population 3,856

	Male	Female	Both		
Children <15yrs	614 ○	643 ●	1,257	Median Age	28
Working Age	1,059 ○	1,319 ●	2,378	Dependency Ratio	62
Elderly 65yrs+	116 ○	105 ●	221	Children <18yrs	1,457
				Density (per km <sup>2</sup> )	634

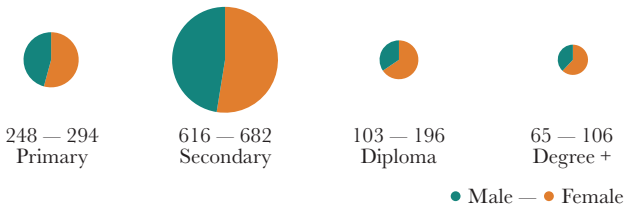
Population 4,815



Maldivian	3,856	(80%)
Male	1,789	
Female	2,067	
Sex Ratio	87	
Foreign	959	(20%)
Male	671	
Female	288	

Education


Highest Attainment



Employment








## L. Hithadhoo

Population 1,049

	Male	Female	Both		
Children <15yrs	153 ○	158 ●	311	Median Age	28
Working Age	326 ○	356 ●	682	Dependency Ratio	54
Elderly 65yrs+	24 ○	32 ●	56	Children <18yrs	380
				Density (per km <sup>2</sup> )	996

# L. Hithadhoo

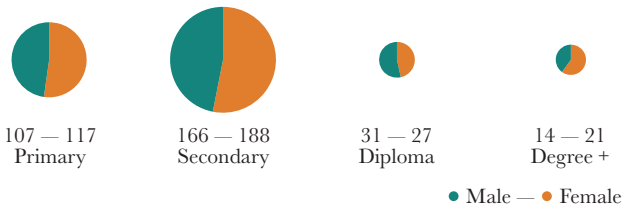
## Population 1,108



Maldivian	1,049	(95%)
Male	503	
Female	546	
Sex Ratio	92	
Foreign	59	(5%)
Male	55	
Female	4	


## Education

Highest Attainment



## Employment





## L. Isdhoo

Population 858

	Male	Female	Both		
Children <15yrs	145 ○	126 ●	271	Median Age	29
Working Age	250 ○	290 ●	540	Dependency Ratio	59
Elderly 65yrs+	21 ○	26 ●	47	Children <18yrs	309
				Density (per km <sup>2</sup> )	583

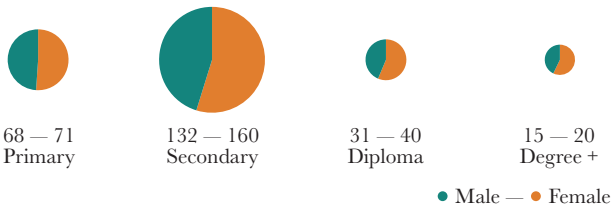
Population 929



Maldivian	858	(92%)
Male	416	
Female	442	
Sex Ratio	94	
Foreign	71	(8%)
Male	67	
Female	4	


Education

Highest Attainment



Employment






## L. Kalaidhoo

Population 589

	Male	Female	Both		
Children <15yrs	106 ○	84 ●	190	Median Age	27
Working Age	175 ○	190 ●	365	Dependency Ratio	61
Elderly 65yrs+	19 ○	15 ●	34	Children <18yrs	221
				Density (per km <sup>2</sup> )	276

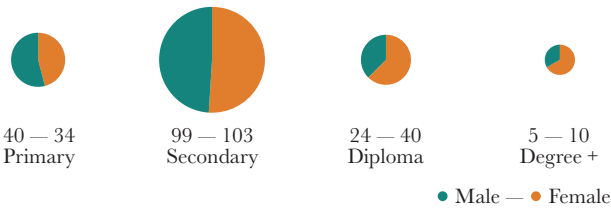
Population 655



Maldivian	589	(90%)
Male	300	
Female	289	
Sex Ratio	104	
Foreign	66	(10%)
Male	60	
Female	6	


Education

Highest Attainment



Employment





## L. Kunahandhoo

Population 581

	Male	Female	Both		
Children <15yrs	97 ○	81 ●	178	Median Age	31
Working Age	166 ○	192 ●	358	Dependency Ratio	62
Elderly 65yrs+	21 ○	24 ●	45	Children <18yrs	211
				Density (per km <sup>2</sup> )	630

# L. Kunahandhoo

## Population 601



Maldivian	581	(97%)
Male	284	
Female	297	
Sex Ratio	96	
Foreign	20	(3%)
Male	11	
Female	9	

## Education

Highest Attainment



51 — 62  
Primary



73 — 85  
Secondary



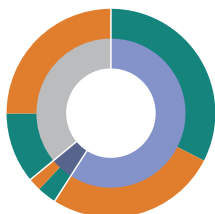
26 — 36  
Diploma



7 — 3  
Degree +


Male — Female

## Employment



	Male	Female
15 years and above	187	216
Labour Force	143	115
Employed	131	107
Unemployed	12	8
Outside Labour Force	44	101





## L. Maabaidhoo

Population 495

	Male	Female	Both		
Children <15yrs	93 ○	84 ●	177	Median Age	28
Working Age	109 ○	172 ●	281	Dependency Ratio	76
Elderly 65yrs+	19 ○	18 ●	37	Children <18yrs	203
				Density (per km <sup>2</sup> )	937

Population 565



Maldivian	495	(88%)
Male	221	
Female	274	
Sex Ratio	81	
Foreign	70	(12%)
Male	53	
Female	17	

Education

Highest Attainment



48 — 56  
Primary



50 — 92  
Secondary



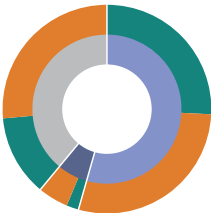
19 — 21  
Diploma




2 — 11  
Degree +

Male — Female

Employment



	Male	Female
15 years and above	128	190
Labour Force	88	106
Employed	82	91
Unemployed	6	15
Outside Labour Force	40	84



## L. Maamendhoo

Population 787

	Male	Female	Both		
Children <15yrs	118 ○	115 ●	233	Median Age	31
Working Age	252 ○	252 ●	504	Dependency Ratio	56
Elderly 65yrs+	23 ○	27 ●	50	Children <18yrs	259
				Density (per km <sup>2</sup> )	3,519

# L. Maamendhoo

## Population 879



Maldivian	787	(90%)
Male	393	
Female	394	
Sex Ratio	100	
Foreign	92	(10%)
Male	82	
Female	10	

## Education

Highest Attainment



95 — 98  
Primary



126 — 131  
Secondary



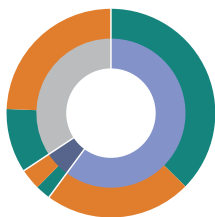
33 — 26  
Diploma




12 — 17  
Degree +

● Male — ● Female

## Employment



	Male	Female
15 years and above	275	279
Labour Force	220	144
Employed	207	126
Unemployed	13	18
Outside Labour Force	55	135



## L. Maavah

Population 1,312

	Male	Female	Both		
Children <15yrs	207 ○	191 ●	398	Median Age	31
Working Age	366 ○	462 ●	828	Dependency Ratio	58
Elderly 65yrs+	42 ○	44 ●	86	Children <18yrs	472
				Density (per km <sup>2</sup> )	3,289

Population 1,379



Maldivian	1,312	(95%)
Male	615	
Female	697	
Sex Ratio	88	
Foreign	67	(5%)
Male	60	
Female	7	

Education

Highest Attainment



129 — 131  
Primary



176 — 242  
Secondary



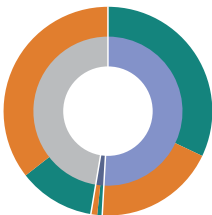
33 — 38  
Diploma




8 — 19  
Degree +

Male — Female

Employment



Male	408	506
Female	300	181
Employed	293	172
Unemployed	7	9
Outside Labour Force	108	325



## L. Mundoo

Population 140

	Male	Female	Both		
Children <15yrs	16 ○	24 ●	40	Median Age	27
Working Age	52 ○	43 ●	95	Dependency Ratio	47
Elderly 65yrs+	5 ○	●	5	Children <18yrs	48
				Density (per km <sup>2</sup> )	579

# L. Mundoo

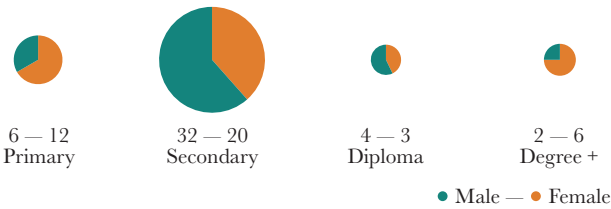
## Population 176



Maldivian	140	(80%)
Male	73	
Female	67	
Sex Ratio	109	
Foreign	36	(20%)
Male	31	
Female	5	

## Education


Highest Attainment



## Employment







# GA. Dhaandhoo

Population 857

	Male	Female	Both		
Children <15yrs	110 ○	109 ●	219	Median Age	32
Working Age	289 ○	268 ●	557	Dependency Ratio	54
Elderly 65yrs+	36 ○	45 ●	81	Children <18yrs	269
				Density (per km²)	2,716

# GA. Dhaandhoo

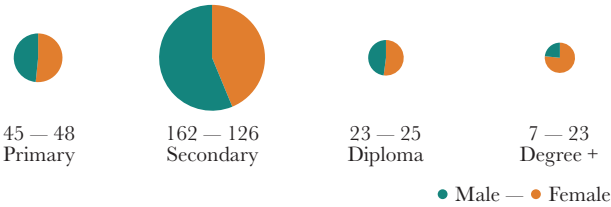
## Population 1,044



Maldivian	857	(82%)
Male	435	
Female	422	
Sex Ratio	103	
Foreign	187	(18%)
Male	172	
Female	15	


## Education

Highest Attainment



## Employment





## GA. Dhevadhoo

Population 470

	Male	Female	Both		
Children <15yrs	61 ○	62 ●	123	Median Age	34
Working Age	160 ○	132 ●	292	Dependency Ratio	61
Elderly 65yrs+	35 ○	20 ●	55	Children <18yrs	143
				Density (per km <sup>2</sup> )	2,025

# GA. Dhevvadhoo

## Population 599



Maldivian	470	(78%)
Male	256	
Female	214	
Sex Ratio	120	
Foreign	129	(22%)
Male	112	
Female	17	

## Education

Highest Attainment



60 — 50  
Primary



85 — 51  
Secondary



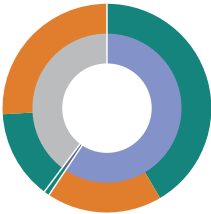
15 — 21  
Diploma




3 — 9  
Degree +

Male — Female

## Employment



	Male	Female
15 years and above	195	152
Labour Force	147	62
Employed	144	62
Unemployed	3	0
Outside Labour Force	48	90



## GA. Gemanafushi

Population 1,194

	Male	Female	Both		
Children <15yrs	217 ○	188 ●	405	Median Age	27
Working Age	340 ○	370 ●	710	Dependency Ratio	68
Elderly 65yrs+	43 ○	36 ●	79	Children <18yrs	464
				Density (per km <sup>2</sup> )	2,102

# GA. Gemanafushi

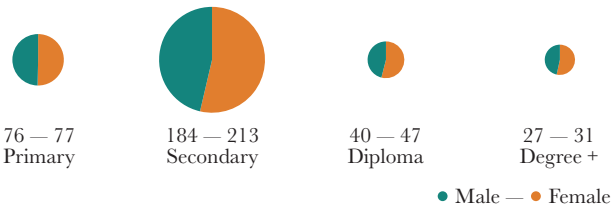
## Population 1,318



Maldivian	1,194	(91%)
Male	600	
Female	594	
Sex Ratio	101	
Foreign	124	(9%)
Male	114	
Female	10	


## Education

Highest Attainment



## Employment





## GA. Kanduhulhudhoo

Population 532

	Male	Female	Both		
Children <15yrs	87 ○	84 ●	171	Median Age	29
Working Age	159 ○	165 ●	324	Dependency Ratio	64
Elderly 65yrs+	24 ○	13 ●	37	Children <18yrs	192
				Density (per km <sup>2</sup> )	1,646

# GA. Kanduhulhudhoo

## Population 619



Maldivian	532	(86%)
Male	270	
Female	262	
Sex Ratio	103	
Foreign	87	(14%)
Male	76	
Female	11	

## Education

Highest Attainment



48 — 39  
Primary



87 — 79  
Secondary



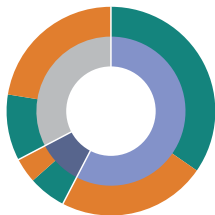
16 — 23  
Diploma



8 — 14  
Degree +


Male — Female

## Employment



	Male	Female
15 years and above	183	178
Labour Force	146	97
Employed	125	83
Unemployed	21	14
Outside Labour Force	37	81





## GA. Kondey

Population 276

	Male	Female	Both		
Children <15yrs	38 ○	46 ●	84	Median Age	29
Working Age	78 ○	88 ●	166	Dependency Ratio	66
Elderly 65yrs+	16 ○	10 ●	26	Children <18yrs	95
				Density (per km <sup>2</sup> )	231

Population 328



Maldivian	276	(84%)
Male	132	
Female	144	
Sex Ratio	92	
Foreign	52	(16%)
Male	48	
Female	4	

Education

Highest Attainment



27 — 33  
Primary



43 — 45  
Secondary



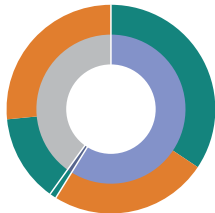
9 — 7  
Diploma




3 — 3  
Degree +

Male — Female

Employment



	Male	Female
15 years and above	94	98
Labour Force	68	47
Employed	66	47
Unemployed	2	0
Outside Labour Force	26	51




## GA. Kolamaafushi

Population 522

	Male	Female	Both		
Children <15yrs	69 ○	61 ●	130	Median Age	35
Working Age	158 ○	174 ●	332	Dependency Ratio	57
Elderly 65yrs+	32 ○	28 ●	60	Children <18yrs	148
				Density (per km <sup>2</sup> )	1,479

# GA. Kolamaafushi

## Population 636



Maldivian	522	(82%)
Male	259	
Female	263	
Sex Ratio	98	
Foreign	114	(18%)
Male	95	
Female	19	

## Education

Highest Attainment



43 — 52  
Primary



94 — 86  
Secondary



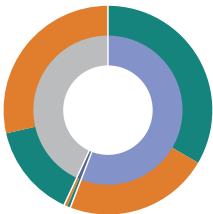
7 — 16  
Diploma




3 — 14  
Degree +

Male — Female

## Employment



	Male	Female
15 years and above	190	202
Labour Force	133	90
Employed	131	88
Unemployed	2	2
Outside Labour Force	57	112



## GA. Maamendhoo

Population 1,090

	Male	Female	Both		
Children <15yrs	168 ○	159 ●	327	Median Age	28
Working Age	335 ○	346 ●	681	Dependency Ratio	60
Elderly 65yrs+	42 ○	40 ●	82	Children <18yrs	391
				Density (per km <sup>2</sup> )	2,100

# GA. Maamendhoo

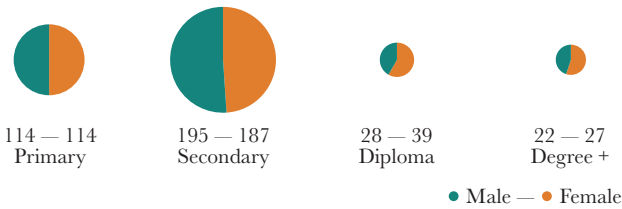
## Population 1,201



Maldivian	1,090	(91%)
Male	545	
Female	545	
Sex Ratio	100	
Foreign	111	(9%)
Male	101	
Female	10	


## Education

Highest Attainment



## Employment





## GA. Nilandhoo

Population 491

	Male	Female	Both		
Children <15yrs	66 ○	65 ●	131	Median Age	31
Working Age	162 ○	161 ●	323	Dependency Ratio	52
Elderly 65yrs+	24 ○	13 ●	37	Children <18yrs	159
				Density (per km <sup>2</sup> )	802

Population 545



Maldivian	491	(90%)
Male	252	
Female	239	
Sex Ratio	105	
Foreign	54	(10%)
Male	46	
Female	8	

Education

Highest Attainment



56 — 45  
Primary



78 — 73  
Secondary



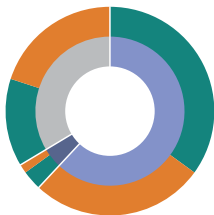
25 — 21  
Diploma



5 — 13  
Degree +


Male — Female

Employment



	Male	Female
15 years and above	186	174
Labour Force	137	102
Employed	126	97
Unemployed	11	5
Outside Labour Force	49	72





## GA. Villingili

Population 2,543

	Male	Female	Both		
Children <15yrs	407 ○	355 ●	762	Median Age	30
Working Age	777 ○	803 ●	1,580	Dependency Ratio	61
Elderly 65yrs+	105 ○	96 ●	201	Children <18yrs	889
				Density (per km <sup>2</sup> )	2,287

# GA. Villingili

## Population 2,900

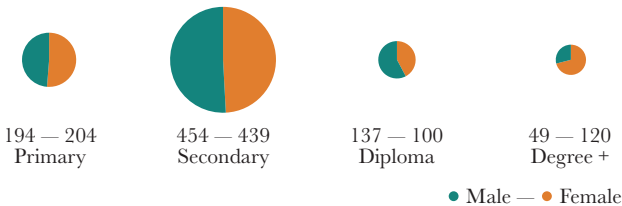


Maldivian	2,543	(88%)
Male	1,289	
Female	1,254	
Sex Ratio	103	

Foreign	357	(12%)
Male	296	
Female	61	


## Education

Highest Attainment



## Employment





## GDh. Fares-Maathodaa

Population 762

	Male	Female	Both		
Children <15yrs	111 ○	99 ●	210	Median Age	32
Working Age	213 ○	253 ●	466	Dependency Ratio	64
Elderly 65yrs+	52 ○	34 ●	86	Children <18yrs	235
				Density (per km <sup>2</sup> )	1,564

Population 858



Maldivian	762	(89%)
Male	376	
Female	386	
Sex Ratio	97	
Foreign	96	(11%)
Male	87	
Female	9	

Education

Highest Attainment



71 — 89  
Primary



142 — 138  
Secondary



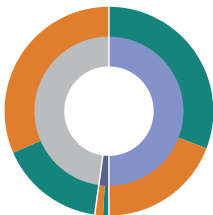
23 — 31  
Diploma




2 — 16  
Degree +

Male — Female

Employment



	Male	Female
15 years and above	265	287
Labour Force	175	113
Employed	170	106
Unemployed	5	7
Outside Labour Force	90	174



## GDh. Fiyoaree

Population 552

	Male	Female	Both		
Children <15yrs	98 ○	84 ●	182	Median Age	32
Working Age	135 ○	166 ●	301	Dependency Ratio	83
Elderly 65yrs+	34 ○	35 ●	69	Children <18yrs	206
				Density (per km <sup>2</sup> )	683

Population 637



Maldivian	552	(87%)
Male	267	
Female	285	
Sex Ratio	94	
Foreign	85	(13%)
Male	74	
Female	11	

Education

Highest Attainment



66 — 74  
Primary



66 — 83  
Secondary



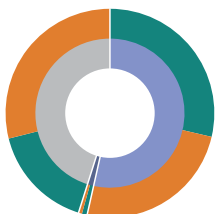
26 — 26  
Diploma




3 — 11  
Degree +

Male — Female

Employment



	Male	Female
15 years and above	169	201
Labour Force	109	94
Employed	106	92
Unemployed	3	2
Outside Labour Force	60	107



## GDh. Gadhdhoo

Population 1,251

	Male	Female	Both		
Children <15yrs	180 ○	172 ●	352	Median Age	32
Working Age	375 ○	384 ●	759	Dependency Ratio	65
Elderly 65yrs+	78 ○	62 ●	140	Children <18yrs	403
				Density (per km²)	2,132

Population 1,414



Maldivian	1,251	(88%)
Male	633	
Female	618	
Sex Ratio	102	
Foreign	163	(12%)
Male	143	
Female	20	

Education

Highest Attainment



123 — 109  
Primary



170 — 149  
Secondary



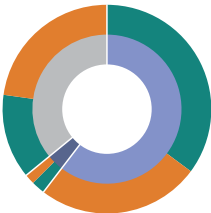
95 — 116  
Diploma



12 — 32  
Degree +


Male — Female

Employment



	Male	Female
15 years and above	453	446
Labour Force	335	241
Employed	316	227
Unemployed	19	14
Outside Labour Force	118	205





## GDh. Hoan'dehdhoo

Population 790

	Male	Female	Both		
Children <15yrs	146 ○	118 ●	264	Median Age	30
Working Age	224 ○	230 ●	454	Dependency Ratio	74
Elderly 65yrs+	34 ○	38 ●	72	Children <18yrs	304
				Density (per km <sup>2</sup> )	712

# GDh. Hoan'dehdhoo

## Population 885



Maldivian	790	(89%)
Male	404	
Female	386	
Sex Ratio	105	
Foreign	95	(11%)
Male	86	
Female	9	

## Education

Highest Attainment



92 — 88  
Primary



104 — 100  
Secondary



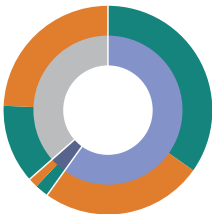
40 — 51  
Diploma




12 — 22  
Degree +

Male — Female

## Employment



	Male	Female
15 years and above	258	268
Labour Force	194	140
Employed	183	132
Unemployed	11	8
Outside Labour Force	64	128



## GDh. Madaveli

Population 1,145

	Male	Female	Both		
Children <15yrs	171 ○	183 ●	354	Median Age	30
Working Age	329 ○	339 ●	668	Dependency Ratio	71
Elderly 65yrs+	66 ○	57 ●	123	Children <18yrs	407
				Density (per km <sup>2</sup> )	2,442

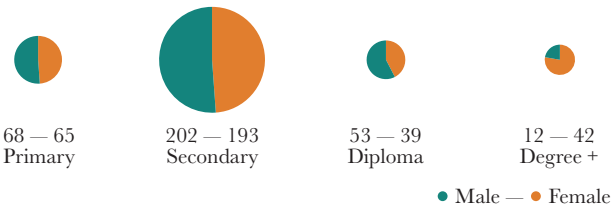
Population 1,219



Maldivian	1,145	(94%)
Male	566	
Female	579	
Sex Ratio	98	
Foreign	74	(6%)
Male	67	
Female	7	


Education

Highest Attainment



Employment





## GDh. Nadellaa

Population 542

	Male	Female	Both		
Children <15yrs	67 ○	61 ●	128	Median Age	30
Working Age	163 ○	196 ●	359	Dependency Ratio	51
Elderly 65yrs+	30 ○	25 ●	55	Children <18yrs	159
				Density (per km <sup>2</sup> )	1,189

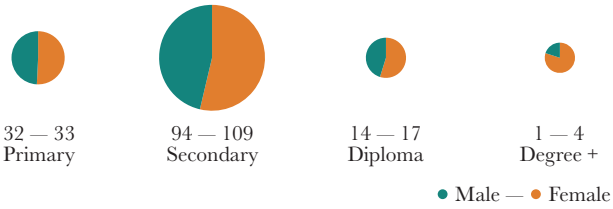
Population 581



Maldivian	542	(93%)
Male	260	
Female	282	
Sex Ratio	92	
Foreign	39	(7%)
Male	33	
Female	6	


Education

Highest Attainment



Employment





## GDh. Rathafandhoo

Population 366

	Male	Female	Both		
Children <15yrs	48 ○	36 ●	84	Median Age	34
Working Age	114 ○	99 ●	213	Dependency Ratio	72
Elderly 65yrs+	36 ○	33 ●	69	Children <18yrs	97
				Density (per km <sup>2</sup> )	893

Population 431



Maldivian	366	(85%)
Male	198	
Female	168	
Sex Ratio	118	
Foreign	65	(15%)
Male	55	
Female	10	

Education

Highest Attainment



49 — 38  
Primary



57 — 42  
Secondary



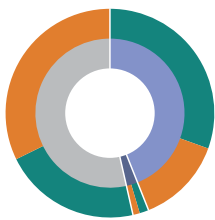
19 — 15  
Diploma



6 — 13  
Degree +


Male — Female

Employment



	Male	Female
15 years and above	150	132
Labour Force	90	41
Employed	86	38
Unemployed	4	3
Outside Labour Force	60	91






## GDh. Thinadhoo

Population 5,369

	Male	Female	Both		
Children <15yrs	920 ○	862 ●	1,782	Median Age	28
Working Age	1,416 ○	1,849 ●	3,265	Dependency Ratio	64
Elderly 65yrs+	158 ○	164 ●	322	Children <18yrs	2,134
				Density (per km <sup>2</sup> )	2,905

# GDh. Thinadhoo

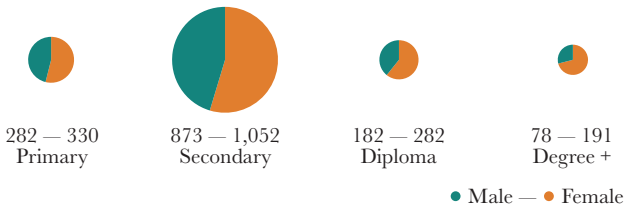
## Population 6,217



Maldivian	5,369	(86%)
Male	2,494	
Female	2,875	
Sex Ratio	87	
Foreign	848	(14%)
Male	736	
Female	112	


## Education

Highest Attainment



## Employment





GDh. Vaadhoo

Population 445

	Male	Female	Both		
Children <15yrs	42 ○	48 ●	90	Median Age	32
Working Age	167 ○	139 ●	306	Dependency Ratio	45
Elderly 65yrs+	25 ○	24 ●	49	Children <18yrs	100
				Density (per km²)	230

Population 516



Maldivian	445	(86%)
Male	234	
Female	211	
Sex Ratio	111	
Foreign	71	(14%)
Male	64	
Female	7	

Education

Highest Attainment



55 — 56  
Primary



75 — 54  
Secondary



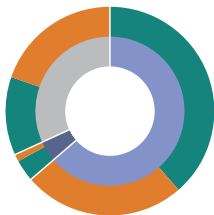
44 — 39  
Diploma




8 — 7  
Degree +

Male — Female

Employment



	Male	Female
15 years and above	192	163
Labour Force	149	93
Employed	137	89
Unemployed	12	4
Outside Labour Force	43	70




## Gn. Fuvahmulah

Population 7,907

	Male	Female	Both		
Children <15yrs	1,177 ○	1,181 ●	2,358	Median Age	30
Working Age	2,165 ○	2,686 ●	4,851	Dependency Ratio	63
Elderly 65yrs+	372 ○	326 ●	698	Children <18yrs	2,761
				Density (per km <sup>2</sup> )	1,597

# Gn. Fuvahmulah

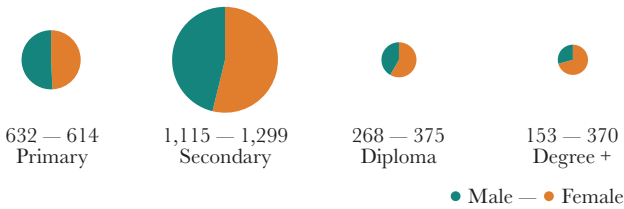
## Population 9,177



Maldivian	7,907	(86%)
Male	3,714	
Female	4,193	
Sex Ratio	89	
Foreign	1,270	(14%)
Male	1,196	
Female	74	


## Education

Highest Attainment



## Employment





## S. Feydhoo

Population 3,057

	Male	Female	Both		
Children <15yrs	406 ○	369 ●	775	Median Age	35
Working Age	895 ○	1,086 ●	1,981	Dependency Ratio	54
Elderly 65yrs+	150 ○	151 ●	301	Children <18yrs	914
				Density (per km <sup>2</sup> )	2,499

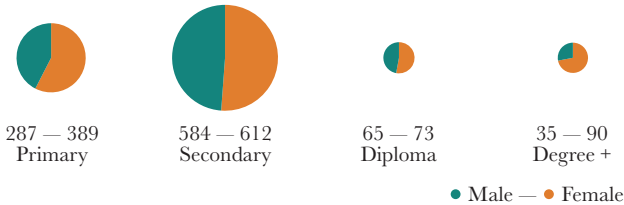
Population 4,289



Maldivian	3,057	(71%)
Male	1,451	
Female	1,606	
Sex Ratio	90	
Foreign	1,232	(29%)
Male	1,186	
Female	46	

Education


Highest Attainment



Employment







## S. Hithadhoo

Population 11,086

	Male	Female	Both		
Children <15yrs	1,549 ○	1,446 ●	2,995	Median Age	30
Working Age	3,308 ○	3,887 ●	7,195	Dependency Ratio	54
Elderly 65yrs+	423 ○	473 ●	896	Children <18yrs	3,560
				Density (per km <sup>2</sup> )	2,011

## S. Hithadhoo

## Population 13,759



Maldivian	11,086	(81%)
Male	5,280	
Female	5,806	
Sex Ratio	91	
Foreign	2,673	(19%)
Male	2,478	
Female	195	

## Education

Highest Attainment



842 — 967  
Primary



1,982 — 2,147  
Secondary



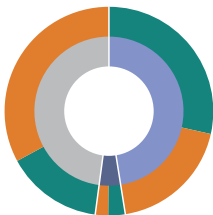
310 — 370  
Diploma




219 — 446  
Degree +

● Male — ● Female

## Employment



	Male	Female
15 years and above	3,731	4,360
Labour Force	2,519	1,697
Employed	2,307	1,535
Unemployed	212	162
Outside Labour Force	1,212	2,663




## S. Hulhudhoo

Population 999

	Male	Female	Both		
Children <15yrs	116 ○	102 ●	218	Median Age	37
Working Age	319 ○	320 ●	639	Dependency Ratio	56
Elderly 65yrs+	79 ○	63 ●	142	Children <18yrs	259
				Density (per km <sup>2</sup> )	740

# S. Hulhudhoo

## Population 1,182



Maldivian	999	(85%)
Male	514	
Female	485	
Sex Ratio	106	
Foreign	183	(15%)
Male	173	
Female	10	

## Education

Highest Attainment



125 — 108  
Primary



184 — 166  
Secondary



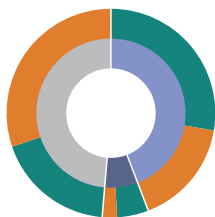
24 — 47  
Diploma




13 — 14  
Degree +

Male — Female

## Employment



	Male	Female
15 years and above	398	383
Labour Force	254	147
Employed	216	129
Unemployed	38	18
Outside Labour Force	144	236



## S. Maradhoo

Population 2,210

	Male	Female	Both		
Children <15yrs	310 ○	293 ●	603	Median Age	33
Working Age	668 ○	751 ●	1,419	Dependency Ratio	56
Elderly 65yrs+	87 ○	101 ●	188	Children <18yrs	712
				Density (per km <sup>2</sup> )	3,675

# S. Maradhoo

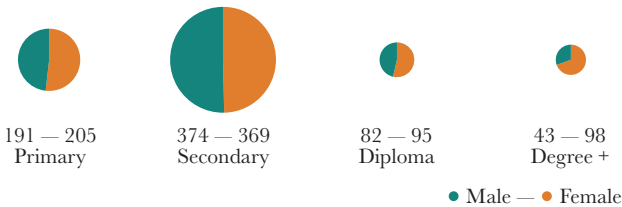
## Population 2,542



Maldivian	2,210	(87%)
Male	1,065	
Female	1,145	
Sex Ratio	93	
Foreign	332	(13%)
Male	302	
Female	30	


## Education

Highest Attainment



## Employment





## S. Maradhoo-Feydhoo

Population 1,248

	Male	Female	Both		
Children <15yrs	159 ○	181 ●	340	Median Age	31
Working Age	353 ○	457 ●	810	Dependency Ratio	54
Elderly 65yrs+	52 ○	46 ●	98	Children <18yrs	407
				Density (per km <sup>2</sup> )	3,641

# S. Maradhoo-Feydhoo

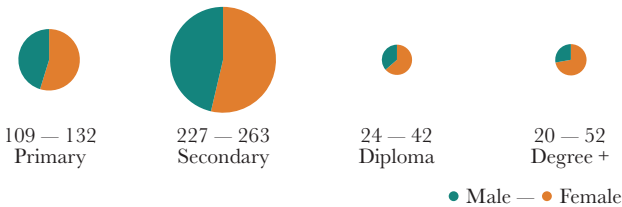
## Population 1,398



Maldivian	1,248	(89%)
Male	564	
Female	684	
Sex Ratio	82	
Foreign	150	(11%)
Male	111	
Female	39	

## Education


Highest Attainment



## Employment







## S. Meedhoo

Population 1,743

	Male	Female	Both		
Children <15yrs	237 ○	217 ●	454	Median Age	34
Working Age	507 ○	605 ●	1,112	Dependency Ratio	57
Elderly 65yrs+	91 ○	86 ●	177	Children <18yrs	541
				Density (per km <sup>2</sup> )	928

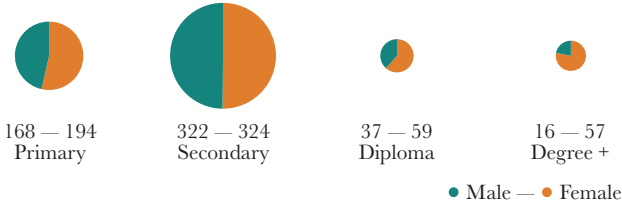
Population 1,892



Maldivian	1,743	(92%)
Male	835	
Female	908	
Sex Ratio	92	
Foreign	149	(8%)
Male	140	
Female	9	


Education

Highest Attainment



Employment






## North Thiladhunmathi (HA)

Population 13,341

	Male	Female	Both		
Children <15yrs	2,275 ○	2,148 ●	4,423	Median Age	30
Working Age	3,435 ○	4,522 ●	7,957	Dependency Ratio	68
Elderly 65yrs+	498 ○	463 ●	961	Children <18yrs	4,991
				Fertility Rate	1.9

# North Thiladhunmathi (HA)

## Population 14,623



Maldivian	13,341	(91%)
Male	6,208	
Female	7,133	
Sex Ratio	87	
Foreign	1,282	(9%)
Male	1,108	
Female	174	

## Education

Highest Attainment



1,232 — 1,327  
Primary



1,533 — 2,038  
Secondary



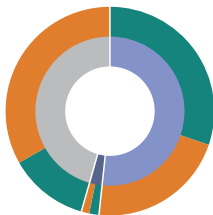
462 — 599  
Diploma




180 — 301  
Degree +

Male — Female

## Employment



	Male	Female
15 years and above	3,933	4,985
Labour Force	2,830	2,023
Employed	2,696	1,913
Unemployed	134	110
Outside Labour Force	1,103	2,962



## South Thiladhunmathi (HDh)

Population 20,230

	Male	Female	Both		
Children <15yrs	3,419 ○	3,292 ●	6,711	Median Age	28
Working Age	5,044 ○	7,174 ●	12,218	Dependency Ratio	66
Elderly 65yrs+	674 ○	627 ●	1,301	Children <18yrs	7,731
				Fertility Rate	1.4

# South Thiladhunmathi (HDh)

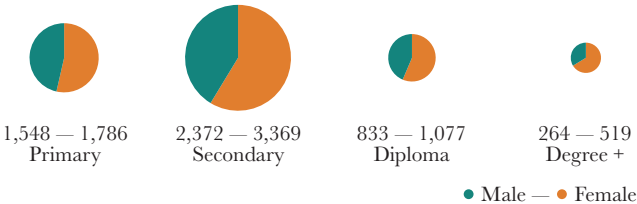
## Population 22,440



Maldivian	20,230	(90%)
Male	9,137	
Female	11,093	
Sex Ratio	82	
Foreign	2,210	(10%)
Male	1,870	
Female	340	


## Education

Highest Attainment



## Employment





## North Miladhunmadulu (Sh)

Population 12,687

	Male	Female	Both		
Children <15yrs	2,171 ○	2,045 ●	4,216	Median Age	29
Working Age	3,224 ○	4,450 ●	7,674	Dependency Ratio	65
Elderly 65yrs+	430 ○	367 ●	797	Children <18yrs	4,873
				Fertility Rate	1.6

# North Miladhunmadulu (Sh)

## Population 13,698



Maldivian	12,687	(93%)
Male	5,825	
Female	6,862	
Sex Ratio	85	
Foreign	1,011	(7%)
Male	871	
Female	140	

## Education

Highest Attainment



964 — 1,123  
Primary



1,441 — 2,038  
Secondary



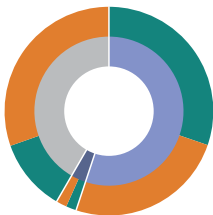
468 — 569  
Diploma



195 — 248  
Degree +


Male — Female

## Employment



	● Male	● Female
● 15 years and above	3,654	4,817
● Labour Force	2,700	2,243
● Employed	2,564	2,103
● Unemployed	136	140
● Outside Labour Force	954	2,574





## South Miladhunmadulu (N)

Population 11,202

	Male	Female	Both		
Children <15yrs	1,832 ○	1,754 ●	3,586	Median Age	29
Working Age	3,009 ○	3,905 ●	6,914	Dependency Ratio	62
Elderly 65yrs+	375 ○	327 ●	702	Children <18yrs	4,141
				Fertility Rate	1.3

# South Miladhunmadulu (N)

## Population 12,503



Maldivian	11,202	(90%)
Male	5,216	
Female	5,986	
Sex Ratio	87	
Foreign	1,301	(10%)
Male	1,152	
Female	149	

## Education

Highest Attainment



920 — 1,091  
Primary



1,472 — 1,754  
Secondary



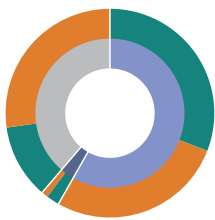
462 — 563  
Diploma




151 — 270  
Degree +

Male — Female

## Employment



Male	3,384	4,232
Female	2,506	2,159
15 years and above	2,352	2,081
Labour Force	154	78
Employed	878	2,073
Unemployed		
Outside Labour Force		



## North Maalhosmadulu (R)

Population 16,006

	Male	Female	Both		
Children <15yrs	2,640 ○	2,517 ●	5,157	Median Age	29
Working Age	4,567 ○	5,267 ●	9,834	Dependency Ratio	63
Elderly 65yrs+	537 ○	478 ●	1,015	Children <18yrs	5,928
				Fertility Rate	1.9

# North Maalhosmadulu (R)

## Population 17,581



Maldivian	16,006	(91%)
Male	7,744	
Female	8,262	
Sex Ratio	94	
Foreign	1,575	(9%)
Male	1,357	
Female	218	

## Education

Highest Attainment



1,413 — 1,429  
Primary



2,356 — 2,643  
Secondary



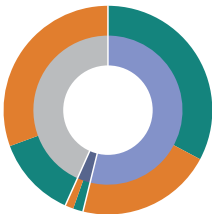
438 — 561  
Diploma




224 — 305  
Degree +

Male — Female

## Employment



	Male	Female
15 years and above	5,104	5,745
Labour Force	3,725	2,426
Employed	3,557	2,285
Unemployed	168	141
Outside Labour Force	1,379	3,319



## South Maalhosmadulu (B)

Population 9,162

	Male	Female	Both		
Children <15yrs	1,450 ○	1,419 ●	2,869	Median Age	30
Working Age	2,583 ○	3,101 ●	5,684	Dependency Ratio	61
Elderly 65yrs+	336 ○	273 ●	609	Children <18yrs	3,348
				Fertility Rate	1.8

# South Maalhosmadulu (B)

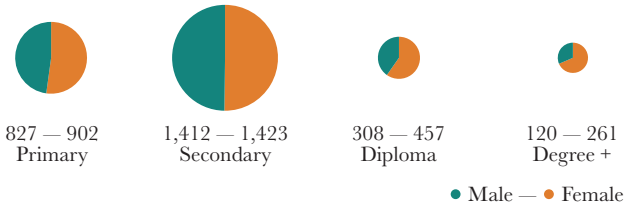
## Population 10,631



Maldivian	9,162	(86%)
Male	4,369	
Female	4,793	
Sex Ratio	91	
Foreign	1,469	(14%)
Male	1,249	
Female	220	


## Education

Highest Attainment



## Employment





## Faadhippolhu (Lh)

Population 7,954

	Male	Female	Both		
Children <15yrs	1,211 ○	1,189 ●	2,400	Median Age	30
Working Age	2,220 ○	2,856 ●	5,076	Dependency Ratio	57
Elderly 65yrs+	275 ○	203 ●	478	Children <18yrs	2,749
				Fertility Rate	1.7

# Faadhippolhu (Lh)

## Population 8,992



<b>Maldivian</b>	7,954	(88%)
Male	3,706	
Female	4,248	
<i>Sex Ratio</i>	87	
<b>Foreign</b>	1,038	(12%)
Male	878	
Female	160	

## Education

Highest Attainment



793 — 737  
Primary



1,030 — 1,328  
Secondary



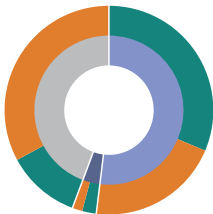
261 — 317  
Diploma



74 — 175  
Degree +


Male — Female

## Employment



	Male	Female
15 years and above	2,495	3,059
Labour Force	1,862	1,231
Employed	1,741	1,144
Unemployed	121	87
Outside Labour Force	633	1,828





## Male' Atoll (K)

Population 13,512

	Male	Female	Both		
Children <15yrs	1,917 ○	1,712 ●	3,629	Median Age	30
Working Age	5,442 ○	3,878 ●	9,320	Dependency Ratio	45
Elderly 65yrs+	307 ○	256 ●	563	Children <18yrs	4,175
				Fertility Rate	2.1

# Male' Atoll (K)

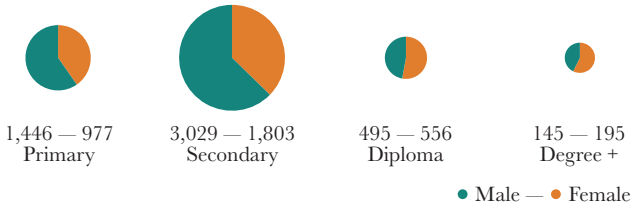
## Population 17,749



Maldivian	13,512	(76%)
Male	7,666	
Female	5,846	
Sex Ratio	131	
Foreign	4,237	(24%)
Male	3,845	
Female	392	


## Education

Highest Attainment



## Employment





## North Ari Atoll (AA)

Population 6,776

	Male	Female	Both		
Children <15yrs	1,168 ○	1,091 ●	2,259	Median Age	28
Working Age	2,105 ○	2,076 ●	4,181	Dependency Ratio	62
Elderly 65yrs+	185 ○	151 ●	336	Children <18yrs	2,591
				Fertility Rate	2.0

# North Ari Atoll (AA)

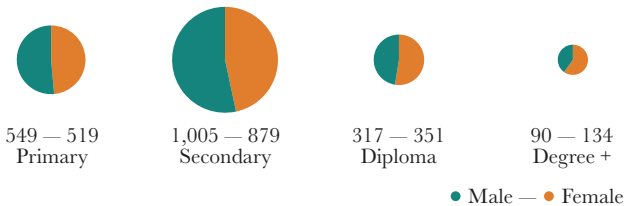
## Population 8,017



Maldivian	6,776	(85%)
Male	3,458	
Female	3,318	
Sex Ratio	104	
Foreign	1,241	(15%)
Male	1,068	
Female	173	


## Education

Highest Attainment



## Employment





## South Ari Atoll (ADh)

Population 8,540

	Male	Female	Both		
Children <15yrs	1,442 ○	1,325 ●	2,767	Median Age	29
Working Age	2,487 ○	2,778 ●	5,265	Dependency Ratio	62
Elderly 65yrs+	283 ○	225 ●	508	Children <18yrs	3,147
				Fertility Rate	1.7

# South Ari Atoll (ADh)

## Population 10,540



Maldivian	8,540	(81%)
Male	4,212	
Female	4,328	
Sex Ratio	97	
Foreign	2,000	(19%)
Male	1,830	
Female	170	

## Education

Highest Attainment



672 — 677  
Primary



1,149 — 1,117  
Secondary



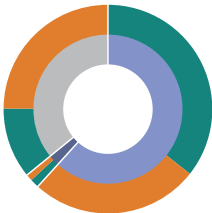
492 — 623  
Diploma




119 — 224  
Degree +

Male — Female

## Employment



	Male	Female
15 years and above	2,770	3,003
Labour Force	2,137	1,565
Employed	2,057	1,506
Unemployed	80	59
Outside Labour Force	633	1,438



## Felidhu Atoll (V)

Population 1,453

	Male	Female	Both		
Children <15yrs	209 ○	201 ●	410	Median Age	33
Working Age	489 ○	444 ●	933	Dependency Ratio	56
Elderly 65yrs+	65 ○	45 ●	110	Children <18yrs	449
				Fertility Rate	1.7

# Felidhu Atoll (V)

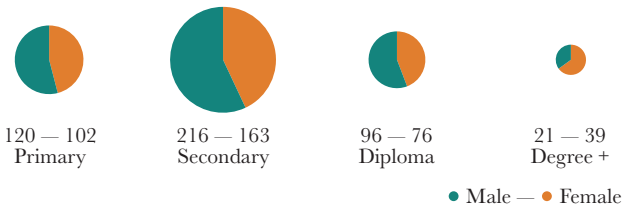
## Population 1,995



Maldivian	1,453	(73%)
Male	763	
Female	690	
Sex Ratio	111	
Foreign	542	(27%)
Male	477	
Female	65	

## Education


Highest Attainment



## Employment







## Mulakatholhu (M)

Population 4,751

	Male	Female	Both		
Children <15yrs	720 ○	667 ●	1,387	Median Age	33
Working Age	1,423 ○	1,589 ●	3,012	Dependency Ratio	58
Elderly 65yrs+	185 ○	167 ●	352	Children <18yrs	1,601
				Fertility Rate	1.7

# Mulakatholhu (M)

## Population 5,490



Maldivian	4,751	(87%)
Male	2,328	
Female	2,423	
Sex Ratio	96	
Foreign	739	(13%)
Male	613	
Female	126	

## Education

Highest Attainment



485 — 507  
Primary



664 — 712  
Secondary



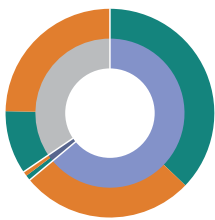
218 — 253  
Diploma



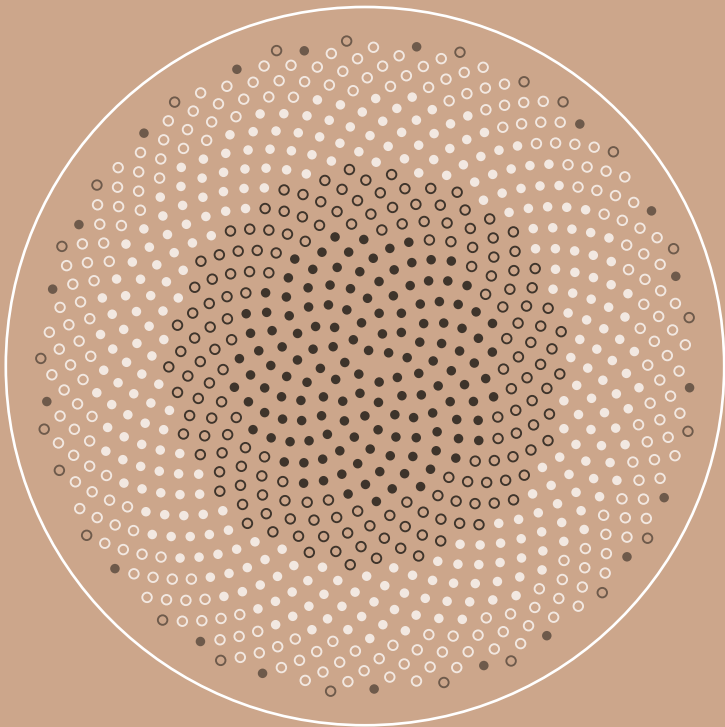
62 — 95  
Degree +

Male — Female

## Employment



	Male	Female
15 years and above	1,608	1,756
Labour Force	1,278	925
Employed	1,250	901
Unemployed	28	24
Outside Labour Force	330	831




## North Nilandhe Atoll (F)

Population 4,458

	Male	Female	Both		
Children <15yrs	876 ○	756 ●	1,632	Median Age	27
Working Age	1,130 ○	1,472 ●	2,602	Dependency Ratio	71
Elderly 65yrs+	121 ○	103 ●	224	Children <18yrs	1,870
				Fertility Rate	2.2

# North Nilandhe Atoll (F)

## Population 4,869

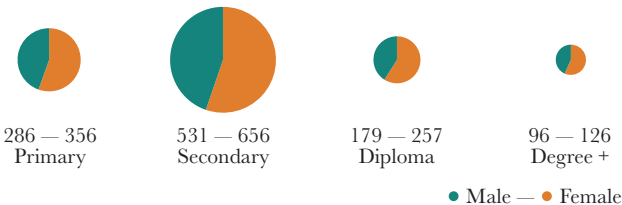


Maldivian	4,458	(92%)
Male	2,127	
Female	2,331	
Sex Ratio	91	

Foreign	411	(8%)
Male	359	
Female	52	

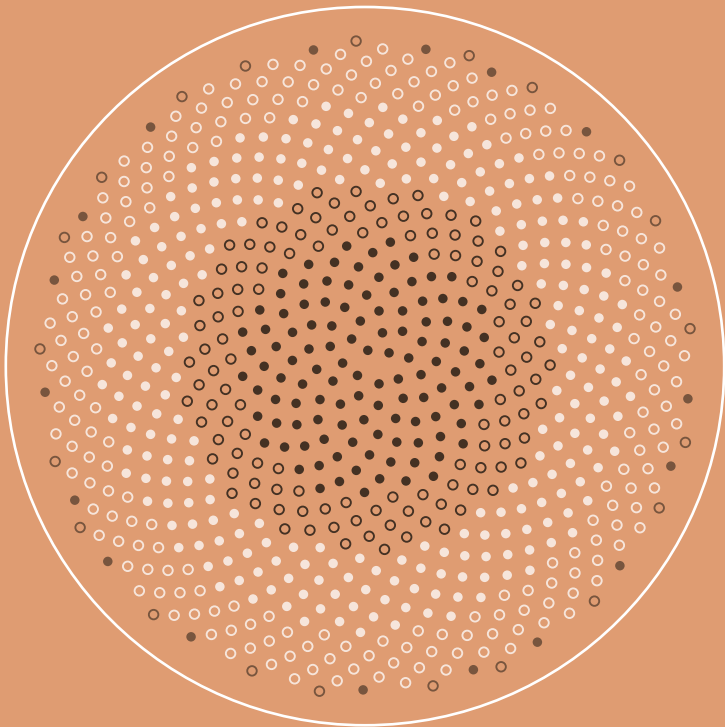
## Education

Highest Attainment



## Employment





## South Nilandhe Atoll (Dh)

Population 5,673

	Male	Female	Both		
Children <15yrs	896 ○	887 ●	1,783	Median Age	29
Working Age	1,667 ○	1,921 ●	3,588	Dependency Ratio	58
Elderly 65yrs+	166 ○	136 ●	302	Children <18yrs	2,080
				Fertility Rate	1.3

# South Nilandhe Atoll (Dh)

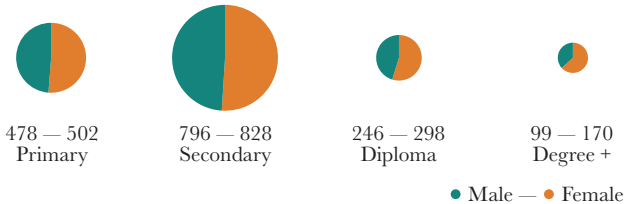
## Population 6,637



Maldivian	5,673	(85%)
Male	2,729	
Female	2,944	
Sex Ratio	93	
Foreign	964	(15%)
Male	826	
Female	138	


## Education

Highest Attainment



## Employment





## Kolhumadulu (Th)

Population 9,148

	Male	Female	Both		
Children <15yrs	1,503 ○	1,430 ●	2,933	Median Age	30
Working Age	2,624 ○	2,997 ●	5,621	Dependency Ratio	63
Elderly 65yrs+	299 ○	295 ●	594	Children <18yrs	3,378
				Fertility Rate	1.7

# Kolhumadulu (Th)

## Population 10,260



Maldivian	9,148	(89%)
Male	4,426	
Female	4,722	
Sex Ratio	94	
Foreign	1,112	(11%)
Male	970	
Female	142	

## Education

Highest Attainment



791 — 884  
Primary



1,316 — 1,303  
Secondary



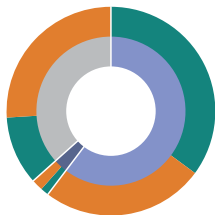
345 — 473  
Diploma



116 — 215  
Degree +


Male — Female

## Employment



Male	Female
15 years and above	2,923 3,292
Labour Force	2,261 1,677
Employed	2,182 1,567
Unemployed	79 110
Outside Labour Force	662 1,615





## Hadhdhunmathi (L)

Population 12,972

	Male	Female	Both		
Children <15yrs	2,075 ○	1,984 ●	4,059	Median Age	29
Working Age	3,722 ○	4,385 ●	8,107	Dependency Ratio	60
Elderly 65yrs+	428 ○	378 ●	806	Children <18yrs	4,753
				Fertility Rate	2.1

# Hadhdhunmathi (L)

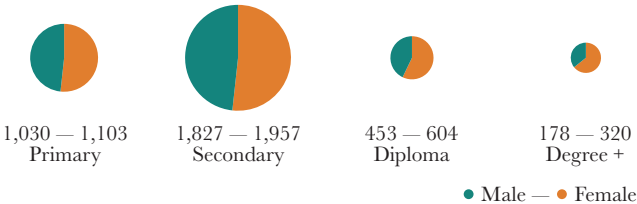
## Population 14,699



Maldivian	12,972	(88%)
Male	6,225	
Female	6,747	
Sex Ratio	92	
Foreign	1,727	(12%)
Male	1,339	
Female	388	


## Education

Highest Attainment



## Employment





## North Huvadhu Atoll (GA)

Population 7,975

	Male	Female	Both		
Children <15yrs	1,223 ○	1,129 ●	2,352	Median Age	30
Working Age	2,458 ○	2,507 ●	4,965	Dependency Ratio	61
Elderly 65yrs+	357 ○	301 ●	658	Children <18yrs	2,750
				Fertility Rate	2.1

# North Huvadhu Atoll (GA)

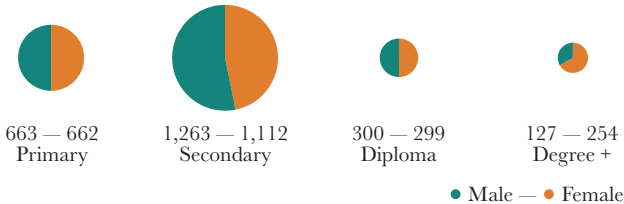
## Population 9,190



Maldivian	7,975	(87%)
Male	4,038	
Female	3,937	
Sex Ratio	103	
Foreign	1,215	(13%)
Male	1,060	
Female	155	


## Education

Highest Attainment



## Employment





## South Huvadhu Atoll (GDh)

Population 11,222

	Male	Female	Both		
Children <15yrs	1,783 ○	1,663 ●	3,446	Median Age	30
Working Age	3,136 ○	3,655 ●	6,791	Dependency Ratio	65
Elderly 65yrs+	513 ○	472 ●	985	Children <18yrs	4,045
				Fertility Rate	1.7

# South Huvadhu Atoll (GDh)

## Population 12,758

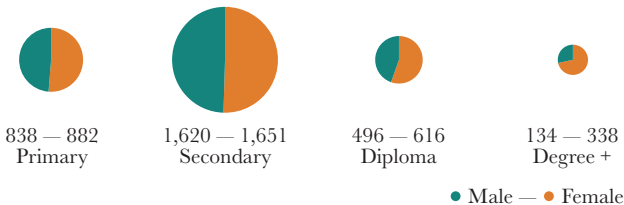


<b>Maldivian</b>	<b>11,222</b>	<b>(88%)</b>
Male	5,432	
Female	5,790	
<i>Sex Ratio</i>	<i>94</i>	

<b>Foreign</b>	<b>1,536</b>	<b>(12%)</b>
Male	1,345	
Female	191	


## Education

Highest Attainment



## Employment





## Gnaviyani (Gn)

Population 7,907

	Male	Female	Both		
Children <15yrs	1,177 ○	1,181 ●	2,358	Median Age	30
Working Age	2,165 ○	2,686 ●	4,851	Dependency Ratio	63
Elderly 65yrs+	372 ○	326 ●	698	Children <18yrs	2,761
				Fertility Rate	2.2

# Gnaviyani (Gn)

## Population 9,177

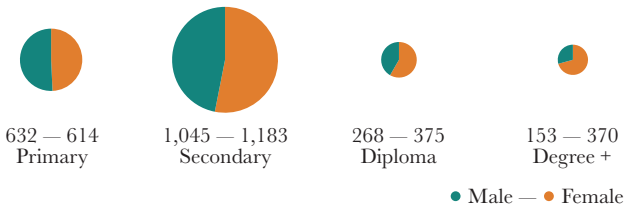


<b>Maldivian</b>	<b>7,907</b>	<b>(86%)</b>
● Male	3,714	
● Female	4,193	
<i>Sex Ratio</i>	<i>89</i>	

<b>Foreign</b>	<b>1,270</b>	<b>(14%)</b>
● Male	1,196	
● Female	74	

## Education


Highest Attainment



## Employment







## Addu (S)

Population 20,343

	Male	Female	Both		
Children <15yrs	2,777 ○	2,608 ●	5,385	Median Age	32
Working Age	6,050 ○	7,106 ●	13,156	Dependency Ratio	55
Elderly 65yrs+	882 ○	920 ●	1,802	Children <18yrs	6,393
				Fertility Rate	1.5

# Addu (S)

## Population 25,062

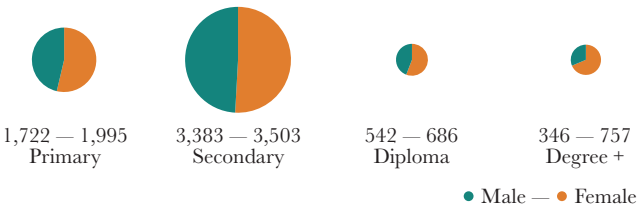


Maldivian	20,343	(81%)
Male	9,709	
Female	10,634	
Sex Ratio	91	

Foreign	4,719	(19%)
Male	4,390	
Female	329	


## Education

Highest Attainment



## Employment






## Resorts & Industrial Islands

Population 17,140

	Male	Female	Both		
Children <15yrs	6 ○	4 ●	10	Median Age	32
Working Age	16,137 ○	940 ●	17,077	Dependency Ratio	0.4
Elderly 65yrs+	52 ○	1 ●	53	Children <18yrs	153

# Resorts & Industrial Islands

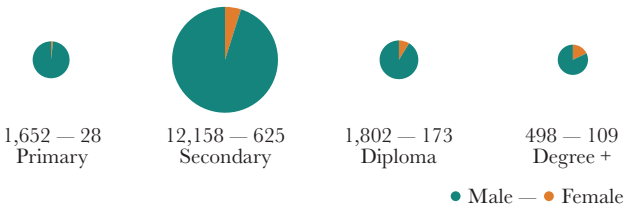
## Population 66,313



Maldivian	17,140	(26%)
Male	16,195	
Female	945	
Sex Ratio	1,714	
Foreign	49,173	(74%)
Male	44,070	
Female	5,103	


## Education

Highest Attainment



## Employment





## Male'

Population 160,187

	Male	Female	Both		
Children <15yrs	19,245 ○	18,491 ●	37,736	Median Age	30
Working Age	56,900 ○	58,852 ●	115,752	Dependency Ratio	38
Elderly 65yrs+	3,190 ○	3,509 ●	6,699	Children <18yrs	45,252
				Fertility Rate	1.6

# Male'

## Population 211,908



<b>Maldivian</b>	<b>160,187</b>	<b>(76%)</b>
● Male	79,335	
● Female	80,852	
<i>Sex Ratio</i>	<i>98</i>	

<b>Foreign</b>	<b>51,721</b>	<b>(24%)</b>
● Male	45,559	
● Female	6,162	

## Education

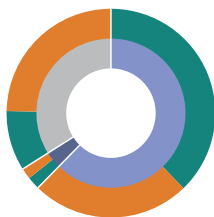
Highest Attainment



6,866 — 8,024	30,549 — 26,402	10,764 — 12,184	8,715 — 11,158
Primary	Secondary	Diploma	Degree +

● Male — ● Female

## Employment



	● Male	● Female
● 15 years and above	60,090	62,361
● Labour Force	48,690	32,140
● Employed	46,256	30,051
● Unemployed	2,434	2,089
● Outside Labour Force	11,400	30,221