

IN BLOOM: MALDIVES CENSUS

Phyllotaxis blooming like flowers visualises the local social fabric, with dots indicating density, not the count. Capturing the demographic distribution and community bonds where children, adults and elders form connected rings of collective reliance.

Key definitions and notes

All data represents the resident Maldivian population, except in the Population section. Resident Maldivians are those living in the Maldives for over a year, not counting Maldivians living permanently abroad. The Population section includes both resident Maldivians and Foreigners. Foreign residents are those living in the Maldives for over a year, excluding tourists and short-term visitors. Sex Ratio indicates males per 100 females.

Median age splits the population into two equal groups by age. Dependency ratio compares dependents aged 0-14 and over 65 to the working age group (15-64). Density measures people per square kilometre, with area data from <https://onemap.mv>.

Labour force in the Employment section combines employed and unemployed persons over 15. Unemployment counts those actively seeking work.

Under Education section, 'Secondary' includes secondary and higher secondary


education; 'Diploma' covers certificate/diploma levels.

Atoll cards show resident Maldivian population in administrative islands, with the Total Fertility Rate (TFR) value including both administrative and non-administrative islands. Administrative islands have island/city councils.

Male' comprises the four wards of Male', Hulumale', Villimale', and Hulhule' with their harbours. South Thiladhunmathi (HDh Atoll) population includes Kulhudhuffushi City. Male' Atoll (K) only includes administrative islands and excludes Male'.

Resorts and industrial islands cover all resorts, industrial areas, and other non-administrative islands, including inhabited islands under development. Thilafushi and Gulheefalhu included.

All data sourced from the 2022 Census, Maldives Bureau of Statistics. <https://census.gov.mv>



HA. Baarah

Population 1,053

	Male	Female	Both		
Children <15yrs	182 ○	171 ●	353	Median Age	28
Working Age	263 ○	376 ●	639	Dependency Ratio	65
Elderly 65yrs+	28 ○	33 ●	61	Children <18yrs	406
				Density (per km ²)	421

HA. Baarah

Population 1,141



Maldivian	1,053	(92%)
● Male	473	
● Female	580	
<i>Sex Ratio</i>	82	
Foreign	88	(8%)
● Male	77	
● Female	11	

Education

Highest Attainment



87 — 124
Primary



139 — 186
Secondary



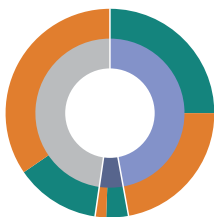
43 — 56
Diploma




7 — 14
Degree +

● Male — ● Female

Employment



● Male	● Female
●● 15 years and above	291 409
●● Labour Force	199 167
●● Employed	175 155
●● Unemployed	24 12
●● Outside Labour Force	92 242



HA. Dhidhdhoo

Population 3,126

	Male	Female	Both		
Children <15yrs	577 ○	547 ●	1,124	Median Age	29
Working Age	732 ○	1,086 ●	1,818	Dependency Ratio	72
Elderly 65yrs+	92 ○	92 ●	184	Children <18yrs	1,260
				Density (per km ²)	3,238

HA. Dhidhdhoo

Population 3,412



Maldivian	3,126	(92%)
● Male	1,401	
● Female	1,725	
<i>Sex Ratio</i>	81	
Foreign	286	(8%)
● Male	244	
● Female	42	

Education

Highest Attainment



276 — 302
Primary



375 — 638
Secondary



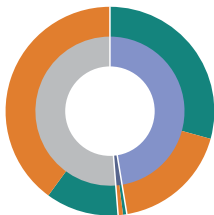
73 — 125
Diploma




34 — 52
Degree +

● Male — ● Female

Employment



● Male		● Female
●● 15 years and above	824	1,178
●● Labour Force	598	378
●● Employed	586	363
●● Unemployed	12	15
●● Outside Labour Force	226	800



HA. Filladhoo

Population 529

	Male	Female	Both		
Children <15yrs	68 ○	74 ●	142	Median Age	33
Working Age	161 ○	181 ●	342	Dependency Ratio	55
Elderly 65yrs+	21 ○	24 ●	45	Children <18yrs	171
				Density (per km ²)	199

HA. Filladhoo

Population 559



Maldivian	529	(95%)
● Male	250	
● Female	279	
<i>Sex Ratio</i>	90	
Foreign	30	(5%)
● Male	18	
● Female	12	

Education

Highest Attainment



68 — 70
Primary



94 — 104
Secondary



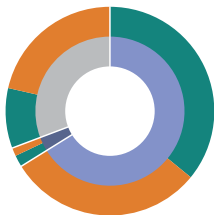
12 — 18
Diploma




4 — 4
Degree +

● Male — ● Female

Employment



	● Male	● Female
●● 15 years and above	182	205
●● Labour Force	146	122
●● Employed	139	117
●● Unemployed	7	5
●● Outside Labour Force	36	83



HA. Hoarafushi

Population 1,654

	Male	Female	Both		
Children <15yrs	249 ○	245 ●	494	Median Age	33
Working Age	490 ○	509 ●	999	Dependency Ratio	66
Elderly 65yrs+	90 ○	71 ●	161	Children <18yrs	547
				Density (per km ²)	2,396

HA. Hoarafushi

Population 1,841



Maldivian	1,654	(90%)
● Male	829	
● Female	825	
<i>Sex Ratio</i>	<i>100</i>	
Foreign	187	(10%)
● Male	156	
● Female	31	

Education

Highest Attainment



178 — 160
Primary



262 — 260
Secondary



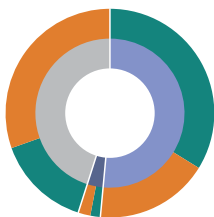
59 — 59
Diploma




23 — 49
Degree +

● Male — ● Female

Employment



● Male	● Female
●● 15 years and above	580 580
●● Labour Force	410 227
●● Employed	392 205
●● Unemployed	18 22
●● Outside Labour Force	170 353



HA. Ihavandhoo

Population 2,699

	Male	Female	Both		
Children <15yrs	523 ○	455 ●	978	Median Age	26
Working Age	680 ○	910 ●	1,590	Dependency Ratio	70
Elderly 65yrs+	65 ○	66 ●	131	Children <18yrs	1,124
				Density (per km ²)	4,313

HA. Ihavandhoo

Population 2,873



Maldivian	2,699	(94%)
● Male	1,268	
● Female	1,431	
<i>Sex Ratio</i>	89	
Foreign	174	(6%)
● Male	158	
● Female	16	

Education

Highest Attainment



209 — 221
Primary



318 — 496
Secondary



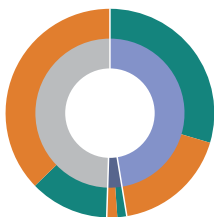
99 — 112
Diploma




63 — 71
Degree +

● Male — ● Female

Employment



● Male	● Female
●● 15 years and above	745 976
●● Labour Force	534 335
●● Employed	509 307
●● Unemployed	25 28
●● Outside Labour Force	211 641



HA. Kela

Population 967

	Male	Female	Both		
Children <15yrs	147 ○	147 ●	294	Median Age	34
Working Age	242 ○	337 ●	579	Dependency Ratio	67
Elderly 65yrs+	57 ○	37 ●	94	Children <18yrs	327
				Density (per km ²)	475

HA. Kelaa

Population 1,115



Maldivian	967	(87%)
● Male	446	
● Female	521	
<i>Sex Ratio</i>	86	
Foreign	148	(13%)
● Male	135	
● Female	13	

Education

Highest Attainment



109 — 101
Primary



99 — 143
Secondary



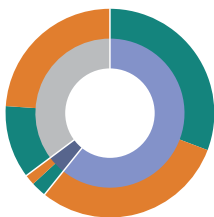
59 — 66
Diploma




13 — 32
Degree +

● Male — ● Female

Employment



● Male	● Female
●● 15 years and above	299 374
●● Labour Force	223 213
●● Employed	207 202
●● Unemployed	16 11
●● Outside Labour Force	76 161




HA. Maarandhoo

Population 620

	Male	Female	Both		
Children <15yrs	115 ○	107 ●	222	Median Age	27
Working Age	148 ○	196 ●	344	Dependency Ratio	80
Elderly 65yrs+	27 ○	27 ●	54	Children <18yrs	258
				Density (per km ²)	1,390

HA. Maarandhoo

Population 668



Maldivian	620	(93%)
● Male	290	
● Female	330	
<i>Sex Ratio</i>	<i>88</i>	
Foreign	48	(7%)
● Male	45	
● Female	3	

Education

Highest Attainment



58 — 65
Primary



85 — 95
Secondary



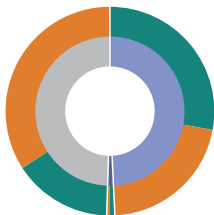
16 — 27
Diploma




9 — 17
Degree +

● Male — ● Female

Employment



● Male	● Female
●● 15 years and above	175 223
●● Labour Force	114 87
●● Employed	111 85
●● Unemployed	3 2
●● Outside Labour Force	61 136




HA. Mulhadhoo

Population 245

	Male	Female	Both		
Children <15yrs	45 ○	22 ●	67	Median Age	31
Working Age	71 ○	87 ●	158	Dependency Ratio	55
Elderly 65yrs+	10 ○	10 ●	20	Children <18yrs	79
				Density (per km ²)	206

HA. Mulhadhoo

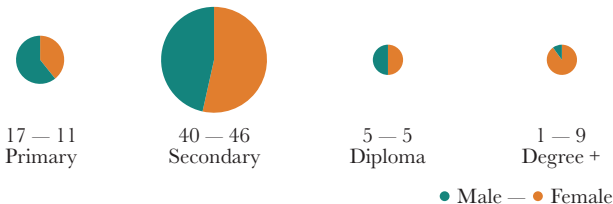
Population 286



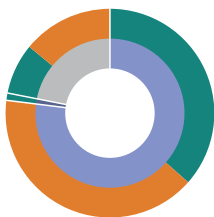
Maldivian	245	(86%)
● Male	126	
● Female	119	
<i>Sex Ratio</i>	<i>106</i>	
Foreign	41	(14%)
● Male	37	
● Female	4	

Education


Highest Attainment



Employment



	● Male	● Female
●● 15 years and above	81	97
●● Labour Force	67	72
●● Employed	65	72
●● Unemployed	2	0
●● Outside Labour Force	14	25




HA. Muraidhoo

Population 494

	Male	Female	Both		
Children <15yrs	99 ○	95 ●	194	Median Age	29
Working Age	97 ○	164 ●	261	Dependency Ratio	89
Elderly 65yrs+	25 ○	14 ●	39	Children <18yrs	207
				Density (per km ²)	1,040

HA. Muraidhoo

Population 534



Maldivian	494	(93%)
● Male	221	
● Female	273	
<i>Sex Ratio</i>	<i>81</i>	
Foreign	40	(7%)
● Male	36	
● Female	4	

Education

Highest Attainment



34 — 39
Primary



48 — 92
Secondary



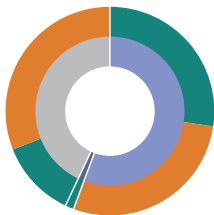
13 — 23
Diploma




3 — 9
Degree +

● Male — ● Female

Employment



● Male	● Female
●● 15 years and above	122 178
●● Labour Force	86 85
●● Employed	82 85
●● Unemployed	4 0
●● Outside Labour Force	36 93




HA. Thakandhoo

Population 241

	Male	Female	Both		
Children <15yrs	23 ○	19 ●	42	Median Age	39
Working Age	72 ○	86 ●	158	Dependency Ratio	53
Elderly 65yrs+	16 ○	25 ●	41	Children <18yrs	42
				Density (per km ²)	583

HA. Thakandhoo

Population 279



Maldivian	241	(86%)
● Male	111	
● Female	130	
<i>Sex Ratio</i>	<i>85</i>	
Foreign	38	(14%)
● Male	25	
● Female	13	

Education

Highest Attainment



40 — 57
Primary



29 — 30
Secondary



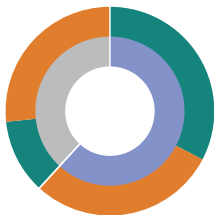
17 — 18
Diploma




1 — 6
Degree +

● Male — ● Female

Employment



	● Male	● Female
●● 15 years and above	88	111
●● Labour Force	65	58
●● Employed	65	58
●● Unemployed	0	0
●● Outside Labour Force	23	53



HA. Thuraakunu

Population 380

	Male	Female	Both		
Children <15yrs	51 ○	45 ●	96	Median Age	34
Working Age	112 ○	133 ●	245	Dependency Ratio	55
Elderly 65yrs+	21 ○	18 ●	39	Children <18yrs	109
				Density (per km ²)	1,450

HA. Thuraakunu

Population 427



Maldivian	380	(89%)
● Male	184	
● Female	196	
<i>Sex Ratio</i>	94	
Foreign	47	(11%)
● Male	40	
● Female	7	

Education

Highest Attainment



42 — 39
Primary



65 — 79
Secondary



12 — 10
Diploma




5 — 14
Degree +

● Male — ● Female

Employment



● Male	● Female
●● 15 years and above	133 151
●● Labour Force	92 62
●● Employed	92 61
●● Unemployed	0 1
●● Outside Labour Force	41 89



HA. Uligamu

Population 356

	Male	Female	Both		
Children <15yrs	50 ○	53 ●	103	Median Age	30
Working Age	103 ○	126 ●	229	Dependency Ratio	55
Elderly 65yrs+	9 ○	15 ●	24	Children <18yrs	110
				Density (per km ²)	334

HA. Uligamu

Population 400



Maldivian	356	(89%)
● Male	162	
● Female	194	
<i>Sex Ratio</i>	84	
Foreign	44	(11%)
● Male	38	
● Female	6	

Education

Highest Attainment



16 — 33
Primary



54 — 60
Secondary



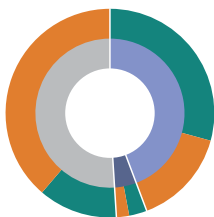
21 — 26
Diploma




6 — 4
Degree +

● Male — ● Female

Employment



● Male		● Female
●● 15 years and above	112	141
●● Labour Force	81	43
●● Employed	74	38
●● Unemployed	7	5
●● Outside Labour Force	31	98




HA. Utheemu

Population 571

	Male	Female	Both		
Children <15yrs	88 ○	102 ●	190	Median Age	31
Working Age	150 ○	197 ●	347	Dependency Ratio	65
Elderly 65yrs+	20 ○	14 ●	34	Children <18yrs	213
				Density (per km ²)	1,142

HA. Utheemu

Population 612



Maldivian	571	(93%)
● Male	258	
● Female	313	
<i>Sex Ratio</i>	82	
Foreign	41	(7%)
● Male	36	
● Female	5	

Education

Highest Attainment



69 — 82
Primary



73 — 92
Secondary



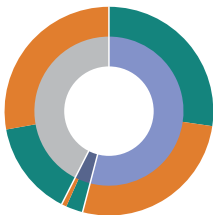
10 — 16
Diploma




7 — 13
Degree +

● Male — ● Female

Employment



● Male	● Female
●● 15 years and above	170 211
●● Labour Force	114 105
●● Employed	104 102
●● Unemployed	10 3
●● Outside Labour Force	56 106



HA. Vashafaru

Population 406

	Male	Female	Both		
Children <15yrs	58 ○	66 ●	124	Median Age	31
Working Age	114 ○	134 ●	248	Dependency Ratio	64
Elderly 65yrs+	17 ○	17 ●	34	Children <18yrs	138
				Density (per km ²)	1,140

HA. Vashafaru

Population 476



Maldivian	406	(85%)
● Male	189	
● Female	217	
<i>Sex Ratio</i>	87	
Foreign	70	(15%)
● Male	63	
● Female	7	

Education

Highest Attainment



29 — 23
Primary



43 — 44
Secondary



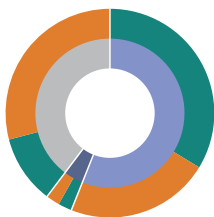
23 — 38
Diploma




4 — 7
Degree +

● Male — ● Female

Employment



● Male	● Female	
●● 15 years and above	131	151
●● Labour Force	101	69
●● Employed	95	63
●● Unemployed	6	6
●● Outside Labour Force	30	82



HDh. Finey

Population 385

	Male	Female	Both		
Children <15yrs	54 ○	70 ●	124	Median Age	30
Working Age	96 ○	136 ●	232	Dependency Ratio	66
Elderly 65yrs+	13 ○	16 ●	29	Children <18yrs	135
				Density (per km ²)	328

HDh. Finey

Population 409



Maldivian	385	(94%)
● Male	163	
● Female	222	
<i>Sex Ratio</i>	73	
Foreign	24	(6%)
● Male	19	
● Female	5	

Education

Highest Attainment



34 — 40
Primary



61 — 80
Secondary



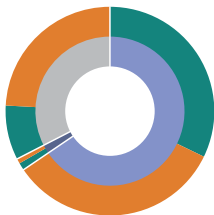
8 — 12
Diploma




3 — 13
Degree +

● Male — ● Female

Employment



● Male	● Female
●● 15 years and above	109 152
●● Labour Force	87 89
●● Employed	84 87
●● Unemployed	3 2
●● Outside Labour Force	22 63



HDh. Hanimaadhoo

Population 1,895

	Male	Female	Both		
Children <15yrs	303 ○	281 ●	584	Median Age	30
Working Age	553 ○	635 ●	1,188	Dependency Ratio	60
Elderly 65yrs+	67 ○	56 ●	123	Children <18yrs	667
				Density (per km ²)	623

HDh. Hanimaadhoo

Population 2,664



Maldivian	1,895	(71%)
● Male	923	
● Female	972	
<i>Sex Ratio</i>	95	
Foreign	769	(29%)
● Male	611	
● Female	158	

Education

Highest Attainment



122 — 125
Primary



370 — 399
Secondary



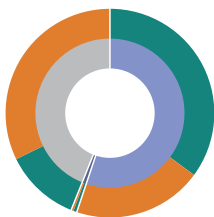
59 — 81
Diploma




15 — 23
Degree +

● Male — ● Female

Employment



	● Male	● Female
●● 15 years and above	620	691
●● Labour Force	467	268
●● Employed	460	263
●● Unemployed	7	5
●● Outside Labour Force	153	423



HDh. Hirimaradhoo

Population 258

	Male	Female	Both		
Children <15yrs	34 ○	26 ●	60	Median Age	32
Working Age	79 ○	93 ●	172	Dependency Ratio	50
Elderly 65yrs+	13 ○	13 ●	26	Children <18yrs	67
				Density (per km ²)	554

HDh. Hirimaradhoo

Population 293



Maldivian	258	(88%)
● Male	126	
● Female	132	
<i>Sex Ratio</i>	95	
Foreign	35	(12%)
● Male	31	
● Female	4	

Education

Highest Attainment



26 — 31
Primary



51 — 54
Secondary



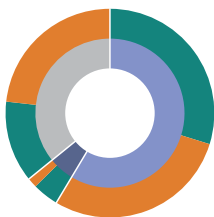
13 — 11
Diploma




0 — 6
Degree +

● Male — ● Female

Employment



	● Male	● Female
●● 15 years and above	92	106
●● Labour Force	67	60
●● Employed	59	57
●● Unemployed	8	3
●● Outside Labour Force	25	46




HDh. Kulhudhuffushi

Population 9,334

	Male	Female	Both		
Children <15yrs	1,593 ○	1,488 ●	3,081	Median Age	27
Working Age	2,352 ○	3,383 ●	5,735	Dependency Ratio	63
Elderly 65yrs+	266 ○	252 ●	518	Children <18yrs	3,601
				Density (per km ²)	3,702

HDh. Kulhudhuffushi

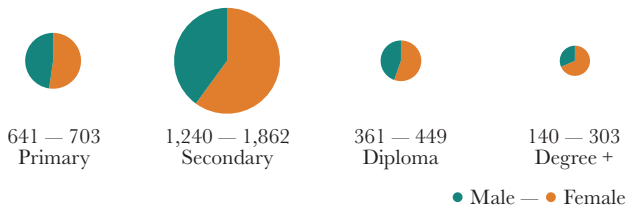
Population 10,131



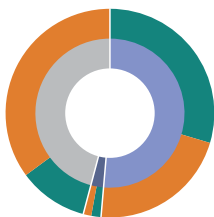
Maldivian	9,334	(92%)
● Male	4,211	
● Female	5,123	
<i>Sex Ratio</i>	82	
Foreign	797	(8%)
● Male	714	
● Female	83	

Education


Highest Attainment



Employment



● Male	● Female	
●● 15 years and above	2,618	3,635
●● Labour Force	1,945	1,439
●● Employed	1,851	1,361
●● Unemployed	94	78
●● Outside Labour Force	673	2,196



HDh. Kumundhoo

Population 941

	Male	Female	Both		
Children <15yrs	148 ○	127 ●	275	Median Age	29
Working Age	236 ○	372 ●	608	Dependency Ratio	55
Elderly 65yrs+	33 ○	25 ●	58	Children <18yrs	324
				Density (per km ²)	494

HDh. Kumundhoo

Population 997



Maldivian	941	(94%)
● Male	417	
● Female	524	
<i>Sex Ratio</i>	<i>80</i>	
Foreign	56	(6%)
● Male	48	
● Female	8	

Education

Highest Attainment



83 — 91
Primary



134 — 248
Secondary



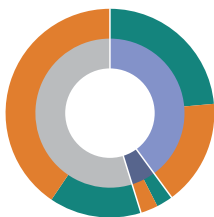
9 — 14
Diploma




16 — 28
Degree +

● Male — ● Female

Employment



	● Male	● Female
●● 15 years and above	269	397
●● Labour Force	174	127
●● Employed	157	109
●● Unemployed	17	18
●● Outside Labour Force	95	270



HDh. Kurin'bi

Population 479

	Male	Female	Both		
Children <15yrs	69 ○	85 ●	154	Median Age	29
Working Age	128 ○	162 ●	290	Dependency Ratio	65
Elderly 65yrs+	21 ○	14 ●	35	Children <18yrs	172
				Density (per km ²)	1,168

HDh. Kurin'bi

Population 492



Maldivian	479	(97%)
● Male	218	
● Female	261	
<i>Sex Ratio</i>	84	
Foreign	13	(3%)
● Male	9	
● Female	4	

Education

Highest Attainment



31 — 36
Primary



32 — 54
Secondary



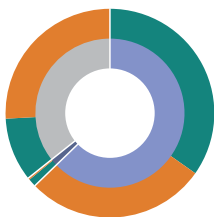
75 — 74
Diploma




9 — 10
Degree +

● Male — ● Female

Employment



● Male		● Female
●● 15 years and above	149	176
●● Labour Force	117	92
●● Employed	113	91
●● Unemployed	4	1
●● Outside Labour Force	32	84



HDh. Makunudhoo

Population 1,204

	Male	Female	Both		
Children <15yrs	212 ○	219 ●	431	Median Age	29
Working Age	301 ○	385 ●	686	Dependency Ratio	76
Elderly 65yrs+	45 ○	42 ●	87	Children <18yrs	486
				Density (per km ²)	1,492

HDh. Makunudhoo

Population 1,265



Maldivian	1,204	(95%)
● Male	558	
● Female	646	
<i>Sex Ratio</i>	<i>86</i>	
Foreign	61	(5%)
● Male	50	
● Female	11	

Education

Highest Attainment



97 — 102
Primary



155 — 229
Secondary



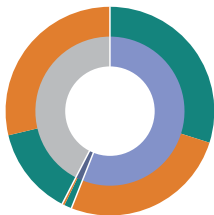
52 — 55
Diploma




15 — 19
Degree +

● Male — ● Female

Employment



● Male	● Female
●● 15 years and above	346 427
●● Labour Force	240 205
●● Employed	231 202
●● Unemployed	9 3
●● Outside Labour Force	106 222



HDh. Naivaadhoo

Population 436

	Male	Female	Both		
Children <15yrs	76 ○	74 ●	150	Median Age	30
Working Age	95 ○	156 ●	251	Dependency Ratio	74
Elderly 65yrs+	19 ○	16 ●	35	Children <18yrs	159
				Density (per km ²)	1,410

HDh. Naivaadhoo

Population 495



Maldivian	436	(88%)
● Male	190	
● Female	246	
<i>Sex Ratio</i>	77	
Foreign	59	(12%)
● Male	48	
● Female	11	

Education

Highest Attainment



42 — 48
Primary



44 — 74
Secondary



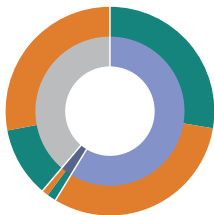
19 — 36
Diploma




5 — 7
Degree +

● Male — ● Female

Employment



● Male		● Female
●● 15 years and above	114	172
●● Labour Force	83	92
●● Employed	79	89
●● Unemployed	4	3
●● Outside Labour Force	31	80




HDh. Nellaidhoo

Population 990

	Male	Female	Both		
Children <15yrs	162 ○	181 ●	343	Median Age	28
Working Age	242 ○	332 ●	574	Dependency Ratio	72
Elderly 65yrs+	32 ○	41 ●	73	Children <18yrs	393
				Density (per km ²)	3,054

HDh. Nellaidhoo

Population 1,038



Maldivian	990	(95%)
● Male	436	
● Female	554	
<i>Sex Ratio</i>	79	
Foreign	48	(5%)
● Male	44	
● Female	4	

Education

Highest Attainment



111 — 128
Primary



124 — 170
Secondary



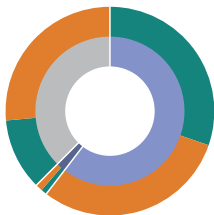
29 — 48
Diploma




7 — 23
Degree +

● Male — ● Female

Employment



● Male		● Female
●● 15 years and above	274	373
●● Labour Force	202	202
●● Employed	196	195
●● Unemployed	6	7
●● Outside Labour Force	72	171



HDh. Neykurendhoo

Population 563

	Male	Female	Both		
Children <15yrs	95 ○	85 ●	180	Median Age	31
Working Age	134 ○	203 ●	337	Dependency Ratio	67
Elderly 65yrs+	22 ○	24 ●	46	Children <18yrs	206
				Density (per km ²)	328

HDh. Neykurendhoo

Population 641



Maldivian	563	(88%)
● Male	251	
● Female	312	
<i>Sex Ratio</i>	<i>80</i>	
Foreign	78	(12%)
● Male	60	
● Female	18	

Education

Highest Attainment



61 — 60
Primary



57 — 102
Secondary



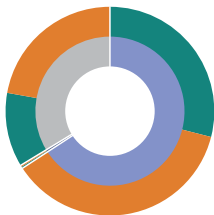
21 — 39
Diploma




4 — 12
Degree +

● Male — ● Female

Employment



● Male	● Female
●● 15 years and above	156 227
●● Labour Force	112 142
●● Employed	111 141
●● Unemployed	1 1
●● Outside Labour Force	44 85



HDh. Nolvivaramu

Population 1,920

	Male	Female	Both		
Children <15yrs	378 ○	363 ●	741	Median Age	24
Working Age	381 ○	693 ●	1,074	Dependency Ratio	79
Elderly 65yrs+	57 ○	48 ●	105	Children <18yrs	842
				Density (per km ²)	931

HDh. Nohivaramu

Population 1,985



Maldivian	1,920	(97%)
● Male	816	
● Female	1,104	
<i>Sex Ratio</i>	74	
Foreign	65	(3%)
● Male	59	
● Female	6	

Education

Highest Attainment



133 — 208
Primary



173 — 319
Secondary



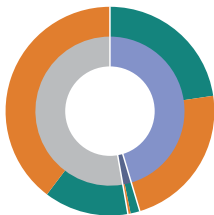
79 — 132
Diploma




20 — 41
Degree +

● Male — ● Female

Employment



● Male	● Female
●● 15 years and above	438 741
●● Labour Force	284 273
●● Employed	267 268
●● Unemployed	17 5
●● Outside Labour Force	154 468



HDh. Nohivaranfaru

Population 1,130

	Male	Female	Both		
Children <15yrs	187 ○	184 ●	371	Median Age	31
Working Age	262 ○	414 ●	676	Dependency Ratio	67
Elderly 65yrs+	44 ○	39 ●	83	Children <18yrs	426
				Density (per km ²)	650

HDh. Nohivaranfaru

Population 1,254



Maldivian	1,130	(90%)
● Male	493	
● Female	637	
<i>Sex Ratio</i>	77	
Foreign	124	(10%)
● Male	109	
● Female	15	

Education

Highest Attainment



110 — 137
Primary



108 — 195
Secondary



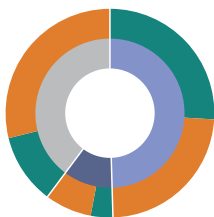
69 — 88
Diploma




14 — 22
Degree +

● Male — ● Female

Employment



● Male	● Female
●● 15 years and above	306 453
●● Labour Force	223 234
●● Employed	197 179
●● Unemployed	26 55
●● Outside Labour Force	83 219



HDh. Vaikaradhoo

Population 695

	Male	Female	Both		
Children <15yrs	108 ○	109 ●	217	Median Age	31
Working Age	185 ○	210 ●	395	Dependency Ratio	76
Elderly 65yrs+	42 ○	41 ●	83	Children <18yrs	253
				Density (per km ²)	647

HDh. Vaikaradhoo

Population 776



Maldivian	695	(90%)
● Male	335	
● Female	360	
<i>Sex Ratio</i>	93	
Foreign	81	(10%)
● Male	68	
● Female	13	

Education

Highest Attainment



57 — 77
Primary



89 — 105
Secondary



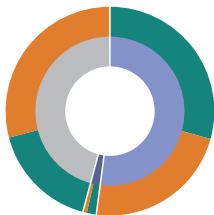
39 — 38
Diploma




16 — 12
Degree +

● Male — ● Female

Employment



● Male	● Female
●● 15 years and above	227 251
●● Labour Force	147 112
●● Employed	140 109
●● Unemployed	7 3
●● Outside Labour Force	80 139




Sh. Bilehfahi

Population 476

	Male	Female	Both		
Children <15yrs	92 ○	71 ●	163	Median Age	31
Working Age	114 ○	158 ●	272	Dependency Ratio	75
Elderly 65yrs+	24 ○	17 ●	41	Children <18yrs	178
				Density (per km ²)	716

Sh. Bilehfahi

Population 502



Maldivian	476	(95%)
● Male	230	
● Female	246	
<i>Sex Ratio</i>	93	
Foreign	26	(5%)
● Male	20	
● Female	6	

Education

Highest Attainment



44 — 45
Primary



56 — 81
Secondary



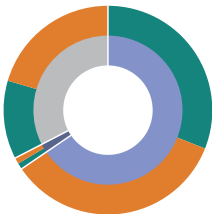
13 — 17
Diploma




8 — 10
Degree +

● Male — ● Female

Employment



	● Male	● Female
●● 15 years and above	138	175
●● Labour Force	100	111
●● Employed	97	108
●● Unemployed	3	3
●● Outside Labour Force	38	64



Sh. Feevah

Population 634

	Male	Female	Both		
Children <15yrs	99 ○	109 ●	208	Median Age	30
Working Age	163 ○	209 ●	372	Dependency Ratio	70
Elderly 65yrs+	25 ○	29 ●	54	Children <18yrs	235
				Density (per km ²)	724

Sh. Feevah

Population 694



Maldivian	634	(91%)
● Male	287	
● Female	347	
<i>Sex Ratio</i>	<i>83</i>	
Foreign	60	(9%)
● Male	55	
● Female	5	

Education

Highest Attainment



52 — 72
Primary



101 — 105
Secondary



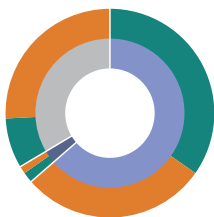
15 — 29
Diploma




6 — 18
Degree +

● Male — ● Female

Employment



● Male	● Female
●● 15 years and above	188 238
●● Labour Force	155 128
●● Employed	148 123
●● Unemployed	7 5
●● Outside Labour Force	33 110



Sh. Feydhoo

Population 781

	Male	Female	Both		
Children <15yrs	111 ○	143 ●	254	Median Age	29
Working Age	203 ○	264 ●	467	Dependency Ratio	67
Elderly 65yrs+	34 ○	26 ●	60	Children <18yrs	306
				Density (per km ²)	865

Sh. Feydhoo

Population 854



Maldivian	781	(91%)
● Male	348	
● Female	433	
<i>Sex Ratio</i>	<i>80</i>	
Foreign	73	(9%)
● Male	64	
● Female	9	

Education

Highest Attainment



70 — 77
Primary



102 — 136
Secondary



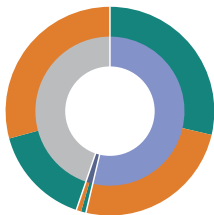
22 — 30
Diploma




4 — 11
Degree +

● Male — ● Female

Employment



● Male	● Female
●● 15 years and above	237 290
●● Labour Force	155 136
●● Employed	151 132
●● Unemployed	4 4
●● Outside Labour Force	82 154



Sh. Foakaidhoo

Population 1,488

	Male	Female	Both		
Children <15yrs	275 ○	273 ●	548	Median Age	24
Working Age	360 ○	515 ●	875	Dependency Ratio	70
Elderly 65yrs+	35 ○	30 ●	65	Children <18yrs	635
				Density (per km ²)	2,194

Sh. Foakaidhoo

Population 1,571



Maldivian	1,488	(95%)
● Male	670	
● Female	818	
<i>Sex Ratio</i>	<i>82</i>	
Foreign	83	(5%)
● Male	73	
● Female	10	

Education

Highest Attainment



112 — 138
Primary



172 — 310
Secondary



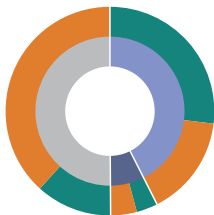
36 — 45
Diploma




35 — 12
Degree +

● Male — ● Female

Employment



● Male	● Female
●● 15 years and above	395 545
●● Labour Force	284 185
●● Employed	253 147
●● Unemployed	31 38
●● Outside Labour Force	111 360



Sh. Funadhoo

Population 2,058

	Male	Female	Both		
Children <15yrs	326 ○	325 ●	651	Median Age	29
Working Age	591 ○	699 ●	1,290	Dependency Ratio	60
Elderly 65yrs+	63 ○	54 ●	117	Children <18yrs	766
				Density (per km ²)	1,680

Sh. Funadhoo

Population 2,255



Maldivian	2,058	(91%)
● Male	980	
● Female	1,078	
<i>Sex Ratio</i>	91	
Foreign	197	(9%)
● Male	160	
● Female	37	

Education

Highest Attainment



140 — 149
Primary



345 — 412
Secondary



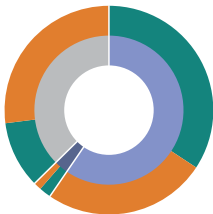
98 — 90
Diploma




23 — 52
Degree +

● Male — ● Female

Employment



● Male	● Female
●● 15 years and above	654 753
●● Labour Force	508 373
●● Employed	482 356
●● Unemployed	26 17
●● Outside Labour Force	146 380



Sh. Goidhoo

Population 538

	Male	Female	Both		
Children <15yrs	86 ○	83 ●	169	Median Age	30
Working Age	131 ○	187 ●	318	Dependency Ratio	69
Elderly 65yrs+	30 ○	21 ●	51	Children <18yrs	194
				Density (per km ²)	535

Sh. Goidhoo

Population 592



Maldivian	538	(91%)
● Male	247	
● Female	291	
<i>Sex Ratio</i>	<i>85</i>	
Foreign	54	(9%)
● Male	44	
● Female	10	

Education

Highest Attainment



26 — 31
Primary



69 — 112
Secondary



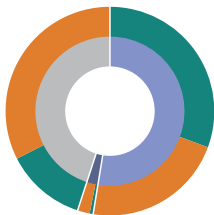
36 — 27
Diploma




6 — 8
Degree +

● Male — ● Female

Employment



	● Male	● Female
●● 15 years and above	161	208
●● Labour Force	115	88
●● Employed	113	81
●● Unemployed	2	7
●● Outside Labour Force	46	120



Sh. Kan'ditheemu

Population 1,144

	Male	Female	Both		
Children <15yrs	183 ○	207 ●	390	Median Age	28
Working Age	280 ○	397 ●	677	Dependency Ratio	69
Elderly 65yrs+	35 ○	42 ●	77	Children <18yrs	460
				Density (per km ²)	1,281

Sh. Kan'ditheemu

Population 1,193



Maldivian	1,144	(96%)
● Male	498	
● Female	646	
Sex Ratio	77	
Foreign	49	(4%)
● Male	46	
● Female	3	

Education

Highest Attainment



90 — 87
Primary



150 — 251
Secondary



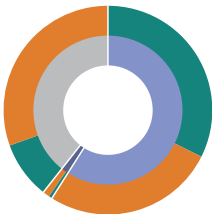
25 — 41
Diploma




26 — 26
Degree +

● Male — ● Female

Employment



● Male	● Female
●● 15 years and above	315 439
●● Labour Force	248 209
●● Employed	244 201
●● Unemployed	4 8
●● Outside Labour Force	67 230




Sh. Komandoo

Population 857

	Male	Female	Both		
Children <15yrs	135 ○	119 ●	254	Median Age	33
Working Age	231 ○	324 ●	555	Dependency Ratio	54
Elderly 65yrs+	31 ○	17 ●	48	Children <18yrs	286
				Density (per km ²)	3,868

Sh. Komandoo

Population 921



Maldivian	857	(93%)
● Male	397	
● Female	460	
<i>Sex Ratio</i>	<i>86</i>	
Foreign	64	(7%)
● Male	54	
● Female	10	

Education

Highest Attainment



93 — 105
Primary



122 — 168
Secondary



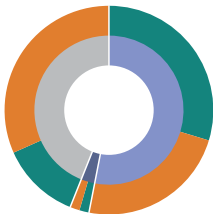
17 — 29
Diploma




10 — 21
Degree +

● Male — ● Female

Employment



● Male	● Female
●● 15 years and above	262 341
●● Labour Force	188 150
●● Employed	179 141
●● Unemployed	9 9
●● Outside Labour Force	74 191




Sh. Lhaimagu

Population 564

	Male	Female	Both		
Children <15yrs	100 ○	87 ●	187	Median Age	29
Working Age	134 ○	199 ●	333	Dependency Ratio	69
Elderly 65yrs+	22 ○	22 ●	44	Children <18yrs	214
				Density (per km ²)	1,277

Sh. Lhaimagu

Population 684



Maldivian	564	(82%)
● Male	256	
● Female	308	
<i>Sex Ratio</i>	83	
Foreign	120	(18%)
● Male	105	
● Female	15	

Education

Highest Attainment



49 — 61
Primary



66 — 103
Secondary



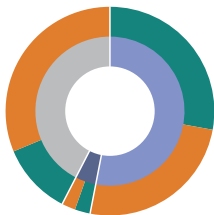
25 — 40
Diploma




6 — 11
Degree +

● Male — ● Female

Employment



● Male	● Female
●● 15 years and above	156 221
●● Labour Force	114 103
●● Employed	105 95
●● Unemployed	9 8
●● Outside Labour Force	42 118




Sh. Maaun'goodhoo

Population 895

	Male	Female	Both		
Children <15yrs	146 ○	136 ●	282	Median Age	29
Working Age	226 ○	320 ●	546	Dependency Ratio	64
Elderly 65yrs+	44 ○	23 ●	67	Children <18yrs	326
				Density (per km ²)	3,043

Sh. Maaun'goodhoo

Population 944



Maldivian	895	(95%)
● Male	416	
● Female	479	
<i>Sex Ratio</i>	87	
Foreign	49	(5%)
● Male	44	
● Female	5	

Education

Highest Attainment



88 — 72
Primary



91 — 144
Secondary



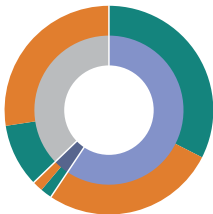
68 — 106
Diploma




13 — 13
Degree +

● Male — ● Female

Employment



● Male	270	343
● Female	210	175
● 15 years and above	199	165
● Labour Force	11	10
● Employed	60	168
● Unemployed		
● Outside Labour Force		



Sh. Maroshi

Population 425

	Male	Female	Both		
Children <15yrs	58 ○	65 ●	123	Median Age	32
Working Age	104 ○	159 ●	263	Dependency Ratio	62
Elderly 65yrs+	21 ○	18 ●	39	Children <18yrs	144
				Density (per km ²)	1,377

Sh. Maroshi

Population 479



Maldivian	425	(89%)
● Male	183	
● Female	242	
<i>Sex Ratio</i>	76	
Foreign	54	(11%)
● Male	44	
● Female	10	

Education

Highest Attainment



31 — 41
Primary



49 — 76
Secondary



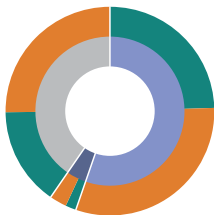
13 — 18
Diploma




6 — 11
Degree +

● Male — ● Female

Employment



● Male	● Female
●● 15 years and above	125 177
●● Labour Force	79 101
●● Employed	74 93
●● Unemployed	5 8
●● Outside Labour Force	46 76



Sh. Milandhoo

Population 1,963

	Male	Female	Both		
Children <15yrs	395 ○	308 ●	703	Median Age	26
Working Age	453 ○	724 ●	1,177	Dependency Ratio	67
Elderly 65yrs+	45 ○	38 ●	83	Children <18yrs	802
				Density (per km ²)	1,471

Sh. Milandhoo

Population 2,094



Maldivian	1,963	(94%)
● Male	893	
● Female	1,070	
<i>Sex Ratio</i>	<i>83</i>	
Foreign	131	(6%)
● Male	119	
● Female	12	

Education

Highest Attainment



135 — 193
Primary



225 — 406
Secondary



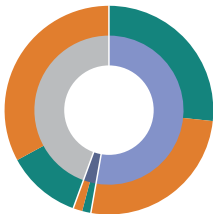
58 — 73
Diploma




37 — 41
Degree +

● Male — ● Female

Employment



● Male	● Female	
●● 15 years and above	498	762
●● Labour Force	353	347
●● Employed	336	329
●● Unemployed	17	18
●● Outside Labour Force	145	415



Sh. Narudhoo

Population 522

	Male	Female	Both		
Children <15yrs	97 ○	72 ●	169	Median Age	29
Working Age	139 ○	178 ●	317	Dependency Ratio	65
Elderly 65yrs+	14 ○	22 ●	36	Children <18yrs	200
				Density (per km ²)	1,221

Sh. Narudhoo

Population 544



Maldivian	522	(96%)
● Male	250	
● Female	272	
<i>Sex Ratio</i>	92	
Foreign	22	(4%)
● Male	18	
● Female	4	

Education

Highest Attainment



25 — 41
Primary



62 — 90
Secondary



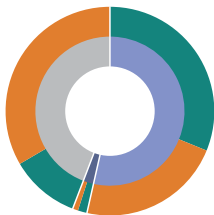
39 — 20
Diploma




13 — 13
Degree +

● Male — ● Female

Employment



● Male	● Female
●● 15 years and above	153 200
●● Labour Force	115 82
●● Employed	110 79
●● Unemployed	5 3
●● Outside Labour Force	38 118



Sh. Noomaraa

Population 342

	Male	Female	Both		
Children <15yrs	68 ○	47 ●	115	Median Age	28
Working Age	95 ○	117 ●	212	Dependency Ratio	61
Elderly 65yrs+	7 ○	8 ●	15	Children <18yrs	127
				Density (per km ²)	872

Sh. Noomaraa

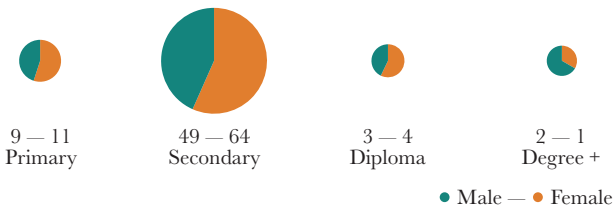
Population 371



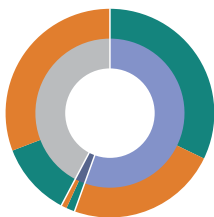
Maldivian	342	(92%)
● Male	170	
● Female	172	
<i>Sex Ratio</i>	99	
Foreign	29	(8%)
● Male	25	
● Female	4	

Education


Highest Attainment



Employment



● Male	● Female
●● 15 years and above	102 125
●● Labour Force	76 55
●● Employed	73 53
●● Unemployed	3 2
●● Outside Labour Force	26 70



N. Fodhdhoo

Population 274

	Male	Female	Both		
Children <15yrs	41 ○	26 ●	67	Median Age	31
Working Age	91 ○	97 ●	188	Dependency Ratio	46
Elderly 65yrs+	12 ○	7 ●	19	Children <18yrs	80
				Density (per km ²)	1,047

N. Fodhdhoo

Population 345



Maldivian	274	(79%)
● Male	144	
● Female	130	
<i>Sex Ratio</i>	<i>111</i>	
Foreign	71	(21%)
● Male	66	
● Female	5	

Education

Highest Attainment



38 — 43
Primary



52 — 45
Secondary



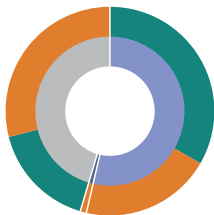
7 — 9
Diploma




2 — 6
Degree +

● Male — ● Female

Employment



● Male	● Female
●● 15 years and above	103 104
●● Labour Force	69 44
●● Employed	69 42
●● Unemployed	0 2
●● Outside Labour Force	34 60



N. Hen'badhoo

Population 588

	Male	Female	Both		
Children <15yrs	107 ○	93 ●	200	Median Age	28
Working Age	132 ○	213 ●	345	Dependency Ratio	70
Elderly 65yrs+	26 ○	17 ●	43	Children <18yrs	227
				Density (per km ²)	4,250

N. Hen'badhoo

Population 638



Maldivian	588	(92%)
● Male	265	
● Female	323	
<i>Sex Ratio</i>	<i>82</i>	
Foreign	50	(8%)
● Male	45	
● Female	5	

Education

Highest Attainment



41 — 77
Primary



64 — 112
Secondary



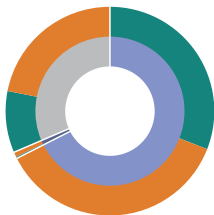
34 — 29
Diploma




13 — 8
Degree +

● Male — ● Female

Employment



● Male	● Female
●● 15 years and above	158 230
●● Labour Force	121 145
●● Employed	120 142
●● Unemployed	1 3
●● Outside Labour Force	37 85



N. Holhudhoo

Population 1,296

	Male	Female	Both		
Children <15yrs	181 ○	203 ●	384	Median Age	30
Working Age	307 ○	509 ●	816	Dependency Ratio	59
Elderly 65yrs+	46 ○	50 ●	96	Children <18yrs	460
				Density (per km ²)	2,567

N. Holhudhoo

Population 1,428



Maldivian	1,296	(91%)
● Male	534	
● Female	762	
<i>Sex Ratio</i>	70	
Foreign	132	(9%)
● Male	118	
● Female	14	

Education

Highest Attainment



113 — 146
Primary



151 — 278
Secondary



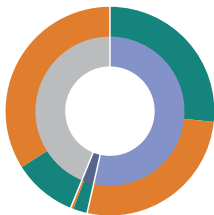
64 — 84
Diploma




15 — 44
Degree +

● Male — ● Female

Employment



● Male	● Female
●● 15 years and above	353 559
●● Labour Force	263 249
●● Employed	243 245
●● Unemployed	20 4
●● Outside Labour Force	90 310



N. Ken'dhikulhudhoo

Population 1,481

	Male	Female	Both		
Children <15yrs	272 ○	238 ●	510	Median Age	28
Working Age	361 ○	528 ●	889	Dependency Ratio	67
Elderly 65yrs+	50 ○	32 ●	82	Children <18yrs	583
				Density (per km ²)	708

N. Ken'dhikulhudhoo

Population 1,556



Maldivian	1,481	(95%)
● Male	683	
● Female	798	
<i>Sex Ratio</i>	<i>86</i>	
Foreign	75	(5%)
● Male	67	
● Female	8	

Education

Highest Attainment



112 — 145
Primary



214 — 307
Secondary



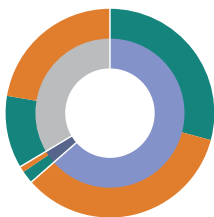
49 — 61
Diploma




19 — 35
Degree +

● Male — ● Female

Employment



● Male	● Female
●● 15 years and above	411 560
●● Labour Force	302 343
●● Employed	283 334
●● Unemployed	19 9
●● Outside Labour Force	109 217



N. Kudafari

Population 551

	Male	Female	Both		
Children <15yrs	100 ○	96 ●	196	Median Age	27
Working Age	140 ○	174 ●	314	Dependency Ratio	75
Elderly 65yrs+	26 ○	15 ●	41	Children <18yrs	231
				Density (per km ²)	1,887

N. Kudafari

Population 628



Maldivian	551	(88%)
● Male	266	
● Female	285	
<i>Sex Ratio</i>	93	
Foreign	77	(12%)
● Male	68	
● Female	9	

Education

Highest Attainment



33 — 36
Primary



56 — 75
Secondary



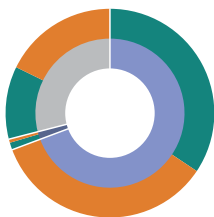
61 — 62
Diploma




13 — 15
Degree +

● Male — ● Female

Employment



● Male	● Female
●● 15 years and above	166 189
●● Labour Force	126 126
●● Employed	122 124
●● Unemployed	4 2
●● Outside Labour Force	40 63



N. Landhoo

Population 700

	Male	Female	Both		
Children <15yrs	117 ○	135 ●	252	Median Age	28
Working Age	165 ○	242 ●	407	Dependency Ratio	72
Elderly 65yrs+	21 ○	20 ●	41	Children <18yrs	278
				Density (per km ²)	803

N. Landhoo

Population 757



Maldivian	700	(92%)
● Male	303	
● Female	397	
<i>Sex Ratio</i>	76	
Foreign	57	(8%)
● Male	40	
● Female	17	

Education

Highest Attainment



57 — 65
Primary



79 — 120
Secondary



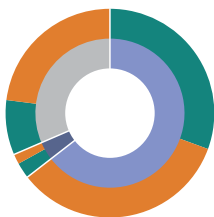
12 — 18
Diploma




13 — 24
Degree +

● Male — ● Female

Employment



● Male	● Female
●● 15 years and above	186 262
●● Labour Force	148 159
●● Employed	137 152
●● Unemployed	11 7
●● Outside Labour Force	38 103



N. Lhohi

Population 611

	Male	Female	Both		
Children <15yrs	104 ○	103 ●	207	Median Age	29
Working Age	159 ○	211 ●	370	Dependency Ratio	65
Elderly 65yrs+	21 ○	13 ●	34	Children <18yrs	231
				Density (per km ²)	1,506

N. Lhohi

Population 692



Maldivian	611	(88%)
● Male	284	
● Female	327	
<i>Sex Ratio</i>	87	
Foreign	81	(12%)
● Male	70	
● Female	11	

Education

Highest Attainment



49 — 60
Primary



86 — 89
Secondary



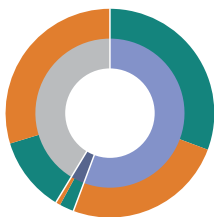
32 — 56
Diploma




6 — 14
Degree +

● Male — ● Female

Employment



● Male	● Female
●● 15 years and above	180 224
●● Labour Force	133 104
●● Employed	124 101
●● Unemployed	9 3
●● Outside Labour Force	47 120




N. Maafaru

Population 846

	Male	Female	Both		
Children <15yrs	125 ○	121 ●	246	Median Age	28
Working Age	259 ○	301 ●	560	Dependency Ratio	51
Elderly 65yrs+	17 ○	23 ●	40	Children <18yrs	283
				Density (per km ²)	632

N. Maafaru

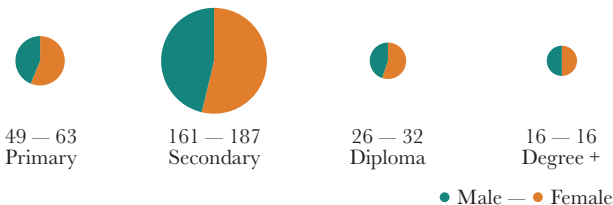
Population 919



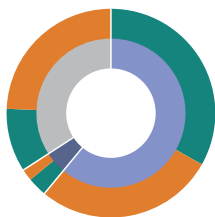
Maldivian	846	(92%)
● Male	401	
● Female	445	
<i>Sex Ratio</i>	<i>90</i>	
Foreign	73	(8%)
● Male	61	
● Female	12	

Education


Highest Attainment



Employment



● Male	● Female
●● 15 years and above	276 324
●● Labour Force	217 178
●● Employed	199 167
●● Unemployed	18 11
●● Outside Labour Force	59 146



N. Maalhendhoo

Population 674

	Male	Female	Both		
Children <15yrs	108 ○	119 ●	227	Median Age	27
Working Age	171 ○	224 ●	395	Dependency Ratio	71
Elderly 65yrs+	28 ○	24 ●	52	Children <18yrs	264
				Density (per km ²)	1,435

N. Maalhendhoo

Population 724



Maldivian	674	(93%)
● Male	307	
● Female	367	
<i>Sex Ratio</i>	<i>84</i>	
Foreign	50	(7%)
● Male	46	
● Female	4	

Education

Highest Attainment



47 — 50
Primary



118 — 130
Secondary



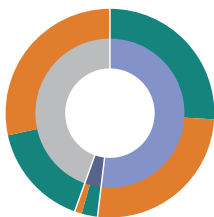
8 — 26
Diploma




8 — 15
Degree +

● Male — ● Female

Employment



● Male	● Female
●● 15 years and above	199 248
●● Labour Force	127 121
●● Employed	116 116
●● Unemployed	11 5
●● Outside Labour Force	72 127




N. Magoodhoo

Population 284

	Male	Female	Both		
Children <15yrs	56 ○	46 ●	102	Median Age	26
Working Age	73 ○	94 ●	167	Dependency Ratio	70
Elderly 65yrs+	7 ○	8 ●	15	Children <18yrs	112
				Density (per km ²)	769

N. Magoodhoo

Population 305



Maldivian	284	(93%)
● Male	136	
● Female	148	
<i>Sex Ratio</i>	92	
Foreign	21	(7%)
● Male	14	
● Female	7	

Education

Highest Attainment



23 — 28
Primary



34 — 45
Secondary



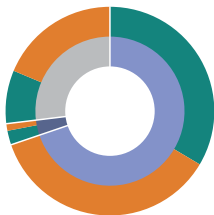
16 — 12
Diploma




2 — 9
Degree +

● Male — ● Female

Employment



● Male	80	102
● Female	65	68
● 15 years and above	61	66
● Labour Force	4	2
● Employed	15	34
● Unemployed		
● Outside Labour Force		



N. Manadhoo

Population 1,464

	Male	Female	Both		
Children <15yrs	234 ○	217 ●	451	Median Age	30
Working Age	464 ○	471 ●	935	Dependency Ratio	57
Elderly 65yrs+	35 ○	43 ●	78	Children <18yrs	519
				Density (per km ²)	1,320

N. Manadhoo

Population 1,745



Maldivian	1,464	(84%)
● Male	733	
● Female	731	
<i>Sex Ratio</i>	<i>100</i>	
Foreign	281	(16%)
● Male	254	
● Female	27	

Education

Highest Attainment



125 — 131
Primary



219 — 203
Secondary



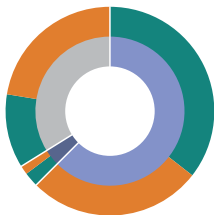
98 — 118
Diploma




25 — 31
Degree +

● Male — ● Female

Employment



● Male	● Female	
●● 15 years and above	499	514
●● Labour Force	383	287
●● Employed	360	273
●● Unemployed	23	14
●● Outside Labour Force	116	227



N. Miladhoo

Population 857

	Male	Female	Both		
Children <15yrs	147 ○	141 ●	288	Median Age	29
Working Age	202 ○	317 ●	519	Dependency Ratio	65
Elderly 65yrs+	24 ○	26 ●	50	Children <18yrs	337
				Density (per km ²)	3,830

N. Miladhoo

Population 934



Maldivian	857	(92%)
● Male	373	
● Female	484	
<i>Sex Ratio</i>	77	
Foreign	77	(8%)
● Male	67	
● Female	10	

Education

Highest Attainment



80 — 98
Primary



116 — 193
Secondary



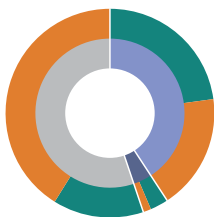
20 — 11
Diploma




3 — 23
Degree +

● Male — ● Female

Employment



● Male	● Female
●● 15 years and above	226 343
●● Labour Force	146 109
●● Employed	130 102
●● Unemployed	16 7
●● Outside Labour Force	80 234




N. Velidhoo

Population 1,576

	Male	Female	Both		
Children <15yrs	240 ○	216 ●	456	Median Age	33
Working Age	485 ○	524 ●	1,009	Dependency Ratio	56
Elderly 65yrs+	62 ○	49 ●	111	Children <18yrs	536
				Density (per km ²)	2,532

N. Velidhoo

Population 1,832



Maldivian	1,576	(86%)
● Male	787	
● Female	789	
<i>Sex Ratio</i>	<i>100</i>	
Foreign	256	(14%)
● Male	236	
● Female	20	

Education

Highest Attainment



153 — 149
Primary



294 — 298
Secondary



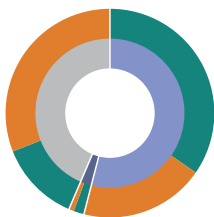
35 — 45
Diploma




16 — 30
Degree +

● Male — ● Female

Employment



● Male	● Female
●● 15 years and above	547 573
●● Labour Force	406 226
●● Employed	388 217
●● Unemployed	18 9
●● Outside Labour Force	141 347



R. Angolhitheemu

Population 349

	Male	Female	Both		
Children <15yrs	49 ○	59 ●	108	Median Age	31
Working Age	113 ○	115 ●	228	Dependency Ratio	53
Elderly 65yrs+	4 ○	9 ●	13	Children <18yrs	118
				Density (per km ²)	876

R. Angolhitheemu

Population 381



Maldivian	349	(92%)
● Male	166	
● Female	183	
<i>Sex Ratio</i>	<i>91</i>	
Foreign	32	(8%)
● Male	25	
● Female	7	

Education

Highest Attainment



21 — 23
Primary



56 — 62
Secondary



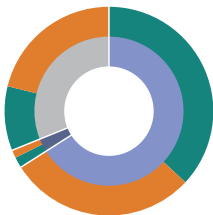
16 — 26
Diploma




10 — 4
Degree +

● Male — ● Female

Employment



● Male	● Female
●● 15 years and above	117 124
●● Labour Force	93 73
●● Employed	89 70
●● Unemployed	4 3
●● Outside Labour Force	24 51



R. Alifushi

Population 1,497

	Male	Female	Both		
Children <15yrs	272 ○	237 ●	509	Median Age	29
Working Age	386 ○	485 ●	871	Dependency Ratio	72
Elderly 65yrs+	62 ○	55 ●	117	Children <18yrs	576
				Density (per km ²)	2,472

R. Alifushi

Population 1,859



Maldivian	1,497	(81%)
● Male	720	
● Female	777	
<i>Sex Ratio</i>	93	
Foreign	362	(19%)
● Male	344	
● Female	18	

Education

Highest Attainment



138 — 141
Primary



231 — 309
Secondary



37 — 43
Diploma




12 — 29
Degree +

● Male — ● Female

Employment



● Male	● Female
●● 15 years and above	448 540
●● Labour Force	327 229
●● Employed	316 215
●● Unemployed	11 14
●● Outside Labour Force	121 311




R. Dhuvaafaru

Population 3,188

	Male	Female	Both		
Children <15yrs	575 ○	476 ●	1,051	Median Age	26
Working Age	935 ○	1,031 ●	1,966	Dependency Ratio	62
Elderly 65yrs+	86 ○	85 ●	171	Children <18yrs	1,214
				Density (per km ²)	5,833

R. Dhuvaaafaru

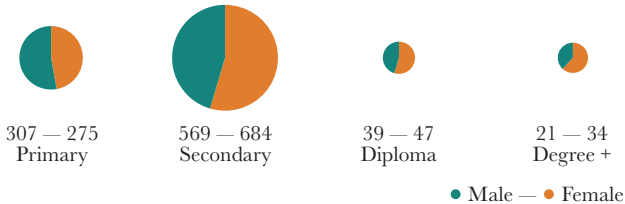
Population 3,321



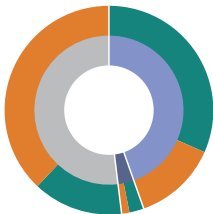
Maldivian	3,188	(96%)
● Male	1,596	
● Female	1,592	
<i>Sex Ratio</i>	<i>100</i>	
Foreign	133	(4%)
● Male	113	
● Female	20	

Education


Highest Attainment



Employment



● Male	● Female
●● 15 years and above	1,021 1,116
●● Labour Force	723 304
●● Employed	675 278
●● Unemployed	48 26
●● Outside Labour Force	298 812



R. Fainu

Population 386

	Male	Female	Both		
Children <15yrs	70 ○	42 ●	112	Median Age	31
Working Age	128 ○	126 ●	254	Dependency Ratio	52
Elderly 65yrs+	13 ○	7 ●	20	Children <18yrs	133
				Density (per km ²)	625

Population 423



Maldivian	386	(91%)
● Male	211	
● Female	175	
<i>Sex Ratio</i>	<i>121</i>	
Foreign	37	(9%)
● Male	32	
● Female	5	

Education

Highest Attainment



39 — 32
Primary



67 — 64
Secondary



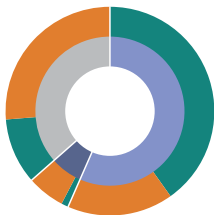
16 — 17
Diploma




17 — 15
Degree +

● Male — ● Female

Employment



	● Male	● Female
●● 15 years and above	141	133
●● Labour Force	113	61
●● Employed	110	45
●● Unemployed	3	16
●● Outside Labour Force	28	72



R. Hulhuffaar

Population 1,150

	Male	Female	Both		
Children <15yrs	191 ○	179 ●	370	Median Age	31
Working Age	288 ○	395 ●	683	Dependency Ratio	68
Elderly 65yrs+	51 ○	46 ●	97	Children <18yrs	426
				Density (per km ²)	1,891

R. Hulhudhuffaar

Population 1,228



Maldivian	1,150	(94%)
• Male	530	
• Female	620	
<i>Sex Ratio</i>	85	
Foreign	78	(6%)
• Male	62	
• Female	16	

Education

Highest Attainment



98 — 128
Primary



120 — 199
Secondary



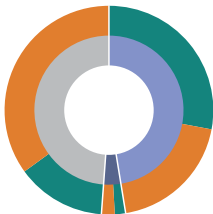
72 — 59
Diploma




25 — 21
Degree +

• Male — • Female

Employment



• Male	• Female
•• 15 years and above	339 441
•• Labour Force	231 168
•• Employed	218 152
•• Unemployed	13 16
•• Outside Labour Force	108 273



R. Inguraidhoo

Population 1,232

	Male	Female	Both		
Children <15yrs	204 ○	217 ●	421	Median Age	31
Working Age	313 ○	417 ●	730	Dependency Ratio	69
Elderly 65yrs+	42 ○	39 ●	81	Children <18yrs	478
				Density (per km ²)	2,615

R. Inguraidhoo

Population 1,278



Maldivian	1,232	(96%)
● Male	559	
● Female	673	
<i>Sex Ratio</i>	83	
Foreign	46	(4%)
● Male	37	
● Female	9	

Education

Highest Attainment



100 — 119
Primary



196 — 268
Secondary



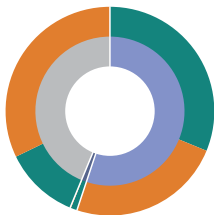
29 — 40
Diploma




16 — 20
Degree +

● Male — ● Female

Employment



● Male	● Female
●● 15 years and above	355 456
●● Labour Force	261 195
●● Employed	253 194
●● Unemployed	8 1
●● Outside Labour Force	94 261




R. Innamaadhoo

Population 528

	Male	Female	Both		
Children <15yrs	89 ○	79 ●	168	Median Age	29
Working Age	156 ○	167 ●	323	Dependency Ratio	63
Elderly 65yrs+	20 ○	17 ●	37	Children <18yrs	183
				Density (per km ²)	1,420

R. Innamaadhoo

Population 663



Maldivian	528	(80%)
● Male	265	
● Female	263	
<i>Sex Ratio</i>	101	
Foreign	135	(20%)
● Male	120	
● Female	15	

Education

Highest Attainment



38 — 52
Primary



99 — 87
Secondary



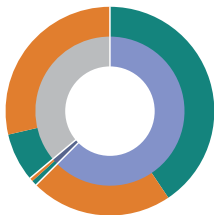
18 — 23
Diploma




8 — 10
Degree +

● Male — ● Female

Employment



● Male	● Female
●● 15 years and above	176 184
●● Labour Force	149 81
●● Employed	146 79
●● Unemployed	3 2
●● Outside Labour Force	27 103




R. Kinolhas

Population 498

	Male	Female	Both		
Children <15yrs	99 ○	82 ●	181	Median Age	26
Working Age	135 ○	155 ●	290	Dependency Ratio	72
Elderly 65yrs+	16 ○	11 ●	27	Children <18yrs	211
				Density (per km ²)	886

R. Kinolhas

Population 543



Maldivian	498	(92%)
Male	250	
Female	248	
<i>Sex Ratio</i>	<i>101</i>	
Foreign	45	(8%)
Male	37	
Female	8	

Education

Highest Attainment



40 — 32
Primary



66 — 96
Secondary



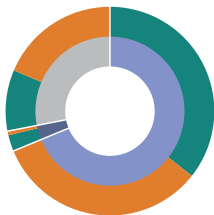
18 — 14
Diploma




16 — 14
Degree +

● Male — ● Female

Employment



	Male	Female
●● 15 years and above	151	166
●● Labour Force	121	107
●● Employed	113	105
●● Unemployed	8	2
●● Outside Labour Force	30	59



R. Maakurathu

Population 888

	Male	Female	Both		
Children <15yrs	135 ○	151 ●	286	Median Age	29
Working Age	266 ○	280 ●	546	Dependency Ratio	63
Elderly 65yrs+	26 ○	30 ●	56	Children <18yrs	330
				Density (per km ²)	1,671

R. Maakurathu

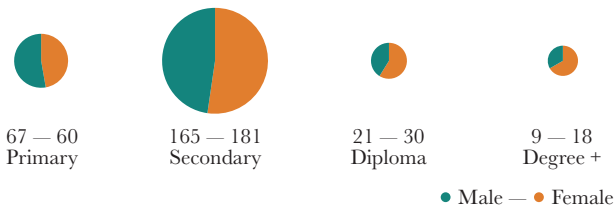
Population 956



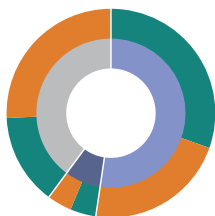
Maldivian	888	(93%)
● Male	427	
● Female	461	
<i>Sex Ratio</i>	93	
Foreign	68	(7%)
● Male	59	
● Female	9	

Education


Highest Attainment



Employment



● Male	● Female
●● 15 years and above	292 310
●● Labour Force	207 155
●● Employed	183 132
●● Unemployed	24 23
●● Outside Labour Force	85 155



R. Maduvvari

Population 1,639

	Male	Female	Both		
Children <15yrs	264 ○	275 ●	539	Median Age	28
Working Age	488 ○	510 ●	998	Dependency Ratio	64
Elderly 65yrs+	62 ○	40 ●	102	Children <18yrs	594
				Density (per km ²)	7,211

R. Maduvvari

Population 1,760



Maldivian	1,639	(93%)
● Male	814	
● Female	825	
<i>Sex Ratio</i>	<i>99</i>	
Foreign	121	(7%)
● Male	102	
● Female	19	

Education

Highest Attainment



182 — 151
Primary



311 — 314
Secondary



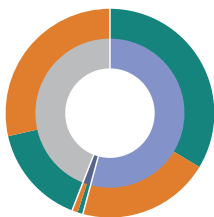
19 — 34
Diploma




13 — 24
Degree +

● Male — ● Female

Employment



● Male	● Female
●● 15 years and above	550 550
●● Labour Force	379 236
●● Employed	370 226
●● Unemployed	9 10
●● Outside Labour Force	171 314



R. Meedhoo

Population 1,738

	Male	Female	Both		
Children <15yrs	244 ○	268 ●	512	Median Age	30
Working Age	534 ○	601 ●	1,135	Dependency Ratio	53
Elderly 65yrs+	47 ○	44 ●	91	Children <18yrs	615
				Density (per km ²)	4,795

R. Meedhoo

Population 1,872



Maldivian	1,738	(93%)
● Male	825	
● Female	913	
<i>Sex Ratio</i>	<i>90</i>	
Foreign	134	(7%)
● Male	116	
● Female	18	

Education

Highest Attainment



166 — 178
Primary



329 — 344
Secondary



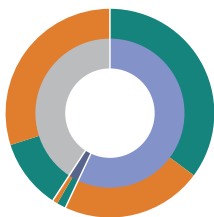
26 — 49
Diploma




30 — 52
Degree +

● Male — ● Female

Employment



● Male	● Female
●● 15 years and above	581 645
●● Labour Force	448 278
●● Employed	431 268
●● Unemployed	17 10
●● Outside Labour Force	133 367



R. Rasgetheemu

Population 473

	Male	Female	Both		
Children <15yrs	68 ○	74 ●	142	Median Age	32
Working Age	115 ○	164 ●	279	Dependency Ratio	70
Elderly 65yrs+	28 ○	24 ●	52	Children <18yrs	168
				Density (per km ²)	1,206

R. Rasgetheemu

Population 537



Maldivian	473	(88%)
● Male	211	
● Female	262	
<i>Sex Ratio</i>	<i>81</i>	
Foreign	64	(12%)
● Male	50	
● Female	14	

Education

Highest Attainment



45 — 47
Primary



50 — 70
Secondary



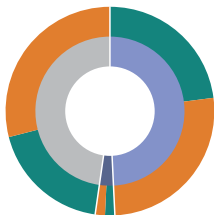
30 — 48
Diploma




6 — 10
Degree +

● Male — ● Female

Employment



● Male	● Female
●● 15 years and above	143 188
●● Labour Force	81 92
●● Employed	76 87
●● Unemployed	5 5
●● Outside Labour Force	62 96



R. Rasmaadhoo

Population 494

	Male	Female	Both		
Children <15yrs	78 ○	70 ●	148	Median Age	33
Working Age	135 ○	162 ●	297	Dependency Ratio	66
Elderly 65yrs+	23 ○	26 ●	49	Children <18yrs	163
				Density (per km ²)	1,851

R. Rasmaadhoo

Population 554



Maldivian	494	(89%)
● Male	236	
● Female	258	
<i>Sex Ratio</i>	<i>91</i>	
Foreign	60	(11%)
● Male	55	
● Female	5	

Education

Highest Attainment



40 — 44
Primary



88 — 90
Secondary



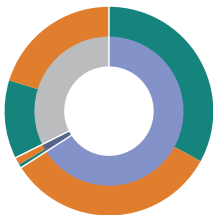
14 — 38
Diploma




7 — 12
Degree +

● Male — ● Female

Employment



● Male	● Female
●● 15 years and above	158 188
●● Labour Force	116 118
●● Employed	114 114
●● Unemployed	2 4
●● Outside Labour Force	42 70



R. Ungoofaaru

Population 1,531

	Male	Female	Both		
Children <15yrs	234 ○	253 ●	487	Median Age	28
Working Age	459 ○	518 ●	977	Dependency Ratio	57
Elderly 65yrs+	40 ○	27 ●	67	Children <18yrs	571
				Density (per km ²)	4,235

R. Ungoofaaru

Population 1,754



Maldivian	1,531	(87%)
● Male	733	
● Female	798	
<i>Sex Ratio</i>	92	
Foreign	223	(13%)
● Male	175	
● Female	48	

Education

Highest Attainment



104 — 104
Primary



290 — 306
Secondary



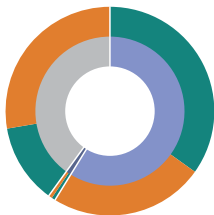
63 — 70
Diploma




23 — 35
Degree +

● Male — ● Female

Employment



● Male	● Female	
●● 15 years and above	499	545
●● Labour Force	370	256
●● Employed	364	250
●● Unemployed	6	6
●● Outside Labour Force	129	289



R. Vaadhoo

Population 415

	Male	Female	Both		
Children <15yrs	68 ○	55 ●	123	Median Age	29
Working Age	116 ○	141 ●	257	Dependency Ratio	61
Elderly 65yrs+	17 ○	18 ●	35	Children <18yrs	148
				Density (per km ²)	1,087

R. Vaadhoo

Population 452



Maldivian	415	(92%)
● Male	201	
● Female	214	
<i>Sex Ratio</i>	94	
Foreign	37	(8%)
● Male	30	
● Female	7	

Education

Highest Attainment



28 — 43
Primary



67 — 83
Secondary



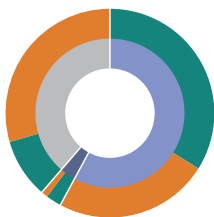
20 — 23
Diploma




11 — 7
Degree +

● Male — ● Female

Employment



● Male	● Female	
●● 15 years and above	133	159
●● Labour Force	106	73
●● Employed	99	70
●● Unemployed	7	3
●● Outside Labour Force	27	86



B. Dharavandhoo

Population 822

	Male	Female	Both		
Children <15yrs	131 ○	125 ●	256	Median Age	30
Working Age	251 ○	264 ●	515	Dependency Ratio	60
Elderly 65yrs+	33 ○	18 ●	51	Children <18yrs	286
				Density (per km ²)	1,220

B. Dharavandhoo

Population 997



Maldivian	822	(82%)
● Male	415	
● Female	407	
<i>Sex Ratio</i>	102	
Foreign	175	(18%)
● Male	144	
● Female	31	

Education

Highest Attainment



81 — 76
Primary



168 — 134
Secondary



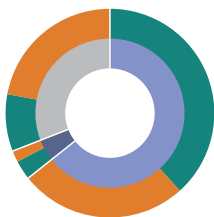
23 — 47
Diploma




5 — 19
Degree +

● Male — ● Female

Employment



● Male		● Female
●● 15 years and above	284	282
●● Labour Force	234	157
●● Employed	217	147
●● Unemployed	17	10
●● Outside Labour Force	50	125



B. Dhonfanu

Population 364

	Male	Female	Both		
Children <15yrs	45 ○	58 ●	103	Median Age	30
Working Age	103 ○	134 ●	237	Dependency Ratio	54
Elderly 65yrs+	13 ○	11 ●	24	Children <18yrs	128
				Density (per km ²)	2,104

B. Dhonfanu

Population 398



Maldivian	364	(91%)
● Male	161	
● Female	203	
<i>Sex Ratio</i>	79	
Foreign	34	(9%)
● Male	26	
● Female	8	

Education

Highest Attainment



36 — 45
Primary



55 — 68
Secondary



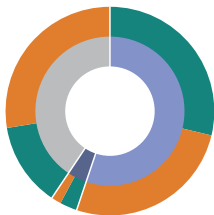
17 — 17
Diploma




5 — 13
Degree +

● Male — ● Female

Employment



● Male		● Female
●● 15 years and above	116	145
●● Labour Force	82	73
●● Employed	75	69
●● Unemployed	7	4
●● Outside Labour Force	34	72



B. Eydhafushi

Population 2,317

	Male	Female	Both		
Children <15yrs	373 ○	336 ●	709	Median Age	30
Working Age	609 ○	820 ●	1,429	Dependency Ratio	62
Elderly 65yrs+	95 ○	84 ●	179	Children <18yrs	844
				Density (per km ²)	4,112

B. Eydhafushi

Population 2,581



Maldivian	2,317	(90%)
● Male	1,077	
● Female	1,240	
<i>Sex Ratio</i>	87	
Foreign	264	(10%)
● Male	217	
● Female	47	

Education

Highest Attainment



209 — 248
Primary



366 — 464
Secondary



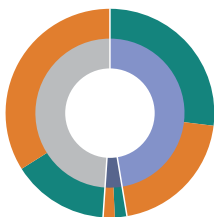
56 — 81
Diploma




36 — 77
Degree +

● Male — ● Female

Employment



	● Male	● Female
●● 15 years and above	704	904
●● Labour Force	463	358
●● Employed	433	329
●● Unemployed	30	29
●● Outside Labour Force	241	546



B. Fehendhoo

Population 172

	Male	Female	Both		
Children <15yrs	18 ○	27 ●	45	Median Age	30
Working Age	65 ○	50 ●	115	Dependency Ratio	50
Elderly 65yrs+	8 ○	4 ●	12	Children <18yrs	51
				Density (per km ²)	683

B. Fehendhoo

Population 198



Maldivian	172	(87%)
● Male	91	
● Female	81	
<i>Sex Ratio</i>	<i>112</i>	
Foreign	26	(13%)
● Male	24	
● Female	2	

Education

Highest Attainment



17 — 15
Primary



44 — 35
Secondary



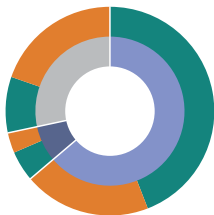
5 — 0
Diploma




1 — 2
Degree +

● Male — ● Female

Employment



	● Male	● Female
●● 15 years and above	73	54
●● Labour Force	62	29
●● Employed	56	25
●● Unemployed	6	4
●● Outside Labour Force	11	25



B. Fulhadhoo

Population 240

	Male	Female	Both		
Children <15yrs	26 ○	35 ●	61	Median Age	33
Working Age	106 ○	67 ●	173	Dependency Ratio	39
Elderly 65yrs+	3 ○	3 ●	6	Children <18yrs	66
				Density (per km ²)	820

B. Fulhadhoo

Population 341



Maldivian	240	(70%)
● Male	135	
● Female	105	
<i>Sex Ratio</i>	129	
Foreign	101	(30%)
● Male	78	
● Female	23	

Education

Highest Attainment



28 — 22
Primary



58 — 32
Secondary



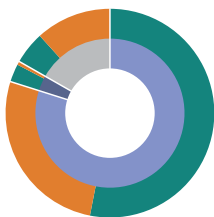
7 — 5
Diploma




4 — 2
Degree +

● Male — ● Female

Employment



	Male	Female
●● 15 years and above	109	70
●● Labour Force	100	49
●● Employed	95	48
●● Unemployed	5	1
●● Outside Labour Force	9	21



B. Goidhoo

Population 508

	Male	Female	Both		
Children <15yrs	74 ○	77 ●	151	Median Age	29
Working Age	137 ○	180 ●	317	Dependency Ratio	60
Elderly 65yrs+	23 ○	17 ●	40	Children <18yrs	171
				Density (per km ²)	312

B. Goidhoo

Population 583



Maldivian	508	(87%)
● Male	234	
● Female	274	
<i>Sex Ratio</i>	85	
Foreign	75	(13%)
● Male	66	
● Female	9	

Education

Highest Attainment



49 — 57
Primary



65 — 64
Secondary



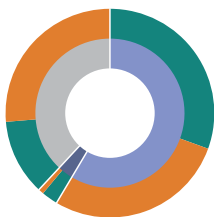
33 — 52
Diploma




7 — 19
Degree +

● Male — ● Female

Employment



● Male	● Female
●● 15 years and above	160 197
●● Labour Force	118 103
●● Employed	109 100
●● Unemployed	9 3
●● Outside Labour Force	42 94



B. Hithaadhoo

Population 674

	Male	Female	Both		
Children <15yrs	130 ○	114 ●	244	Median Age	29
Working Age	168 ○	228 ●	396	Dependency Ratio	70
Elderly 65yrs+	15 ○	19 ●	34	Children <18yrs	282
				Density (per km ²)	2,123

B. Hithaadhoo

Population 744



Maldivian	674	(91%)
● Male	313	
● Female	361	
<i>Sex Ratio</i>	87	
Foreign	70	(9%)
● Male	67	
● Female	3	

Education

Highest Attainment



49 — 48
Primary



106 — 144
Secondary



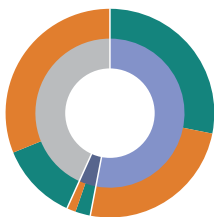
20 — 34
Diploma




5 — 17
Degree +

● Male — ● Female

Employment



● Male	● Female
●● 15 years and above	183 247
●● Labour Force	131 113
●● Employed	121 107
●● Unemployed	10 6
●● Outside Labour Force	52 134



B. Kamadhoo

Population 343

	Male	Female	Both		
Children <15yrs	46 ○	47 ●	93	Median Age	30
Working Age	122 ○	112 ●	234	Dependency Ratio	47
Elderly 65yrs+	6 ○	10 ●	16	Children <18yrs	113
				Density (per km ²)	1,607

B. Kamadhoo

Population 552



Maldivian	343	(62%)
● Male	174	
● Female	169	
<i>Sex Ratio</i>	103	

Foreign	209	(38%)
● Male	164	
● Female	45	

Education

Highest Attainment



23 — 33
Primary



71 — 62
Secondary



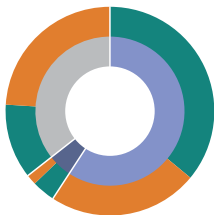
27 — 20
Diploma




4 — 4
Degree +

● Male — ● Female

Employment



	● Male	● Female
●● 15 years and above	128	122
●● Labour Force	99	62
●● Employed	90	58
●● Unemployed	9	4
●● Outside Labour Force	29	60



B. Kendhoo

Population 861

	Male	Female	Both		
Children <15yrs	152 ○	157 ●	309	Median Age	27
Working Age	221 ○	280 ●	501	Dependency Ratio	72
Elderly 65yrs+	34 ○	17 ●	51	Children <18yrs	346
				Density (per km ²)	4,528

B. Kendhoo

Population 1,002



Maldivian	861	(86%)
● Male	407	
● Female	454	
<i>Sex Ratio</i>	90	
Foreign	141	(14%)
● Male	126	
● Female	15	

Education

Highest Attainment



76 — 77
Primary



136 — 158
Secondary



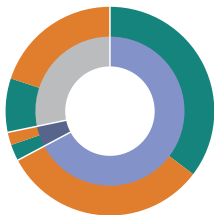
24 — 40
Diploma




16 — 18
Degree +

● Male — ● Female

Employment



● Male	● Female
●● 15 years and above	255 297
●● Labour Force	209 187
●● Employed	195 176
●● Unemployed	14 11
●● Outside Labour Force	46 110



B. Kihaadhoo

Population 445

	Male	Female	Both		
Children <15yrs	75 ○	72 ●	147	Median Age	23
Working Age	143 ○	136 ●	279	Dependency Ratio	59
Elderly 65yrs+	9 ○	10 ●	19	Children <18yrs	196
				Density (per km ²)	1,446

B. Kihaadhoo

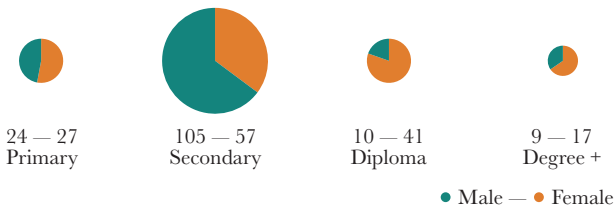
Population 481



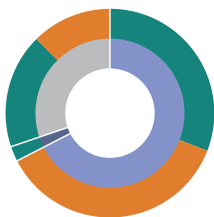
Maldivian	445	(93%)
● Male	227	
● Female	218	
<i>Sex Ratio</i>	<i>104</i>	
Foreign	36	(7%)
● Male	33	
● Female	3	

Education


Highest Attainment



Employment



● Male	● Female
●● 15 years and above	152 146
●● Labour Force	99 109
●● Employed	92 109
●● Unemployed	7 0
●● Outside Labour Force	53 37



B. Kudarikilu

Population 451

	Male	Female	Both		
Children <15yrs	77 ○	67 ●	144	Median Age	31
Working Age	142 ○	131 ●	273	Dependency Ratio	65
Elderly 65yrs+	19 ○	15 ●	34	Children <18yrs	162
				Density (per km ²)	2,383

B. Kudarikilu

Population 557



Maldivian	451	(81%)
● Male	238	
● Female	213	
<i>Sex Ratio</i>	112	
Foreign	106	(19%)
● Male	102	
● Female	4	

Education

Highest Attainment



41 — 33
Primary



89 — 78
Secondary



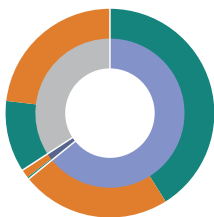
18 — 19
Diploma




10 — 14
Degree +

● Male — ● Female

Employment



● Male	● Female	
●● 15 years and above	161	146
●● Labour Force	127	75
●● Employed	126	71
●● Unemployed	1	4
●● Outside Labour Force	34	71



B. Maalhos

Population 494

	Male	Female	Both		
Children <15yrs	89 ○	88 ●	177	Median Age	28
Working Age	109 ○	182 ●	291	Dependency Ratio	70
Elderly 65yrs+	15 ○	11 ●	26	Children <18yrs	201
				Density (per km ²)	1,919

B. Maalhos

Population 572



Maldivian	494	(86%)
● Male	213	
● Female	281	
<i>Sex Ratio</i>	76	
Foreign	78	(14%)
● Male	70	
● Female	8	

Education

Highest Attainment



23 — 42
Primary



52 — 76
Secondary



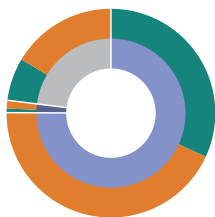
39 — 53
Diploma




6 — 15
Degree +

● Male — ● Female

Employment



● Male	● Female
●● 15 years and above	124 193
●● Labour Force	103 141
●● Employed	101 137
●● Unemployed	2 4
●● Outside Labour Force	21 52



B. Thulhaadhoo

Population 1,471

	Male	Female	Both		
Children <15yrs	214 ○	216 ●	430	Median Age	34
Working Age	407 ○	517 ●	924	Dependency Ratio	59
Elderly 65yrs+	63 ○	54 ●	117	Children <18yrs	502
				Density (per km ²)	3,212

B. Thulhaadhoo

Population 1,625



Maldivian	1,471	(91%)
● Male	684	
● Female	787	
<i>Sex Ratio</i>	<i>87</i>	
Foreign	154	(9%)
● Male	132	
● Female	22	

Education

Highest Attainment



171 — 179
Primary



247 — 292
Secondary



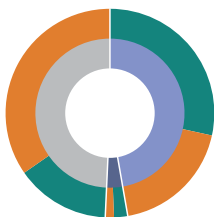
29 — 48
Diploma




12 — 44
Degree +

● Male — ● Female

Employment



● Male	● Female
●● 15 years and above	470 571
●● Labour Force	318 210
●● Employed	296 196
●● Unemployed	22 14
●● Outside Labour Force	152 361




Lh. Hinnavaru

Population 2,148

	Male	Female	Both		
Children <15yrs	319 ○	300 ●	619	Median Age	31
Working Age	587 ○	828 ●	1,415	Dependency Ratio	52
Elderly 65yrs+	60 ○	54 ●	114	Children <18yrs	702
				Density (per km ²)	3,973

Lh. Hinnavaru

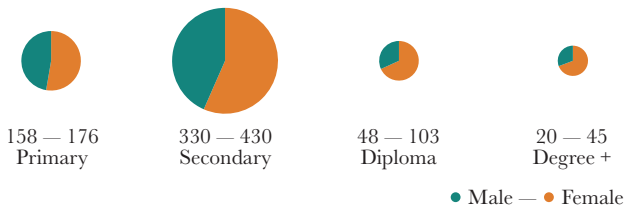
Population 2,286



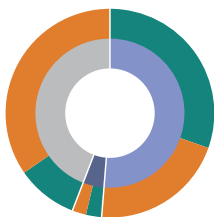
Maldivian	2,148	(94%)
● Male	966	
● Female	1,182	
<i>Sex Ratio</i>	82	
Foreign	138	(6%)
● Male	121	
● Female	17	

Education


Highest Attainment



Employment



● Male	647	882
● Female	502	352
● 15 years and above	465	319
● Labour Force	37	33
● Employed	145	530
● Unemployed		
● Outside Labour Force		




Lh. Kurendhoo

Population 1,037

	Male	Female	Both		
Children <15yrs	168 ○	151 ●	319	Median Age	30
Working Age	265 ○	384 ●	649	Dependency Ratio	60
Elderly 65yrs+	38 ○	31 ●	69	Children <18yrs	364
				Density (per km ²)	4,550

Lh. Kurendhoo

Population 1,171



Maldivian	1,037	(89%)
● Male	471	
● Female	566	
<i>Sex Ratio</i>	<i>83</i>	
Foreign	134	(11%)
● Male	122	
● Female	12	

Education

Highest Attainment



108 — 116
Primary



169 — 254
Secondary



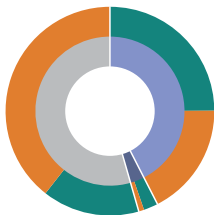
11 — 15
Diploma




4 — 16
Degree +

● Male — ● Female

Employment



● Male	● Female
●● 15 years and above	303 415
●● Labour Force	195 132
●● Employed	179 126
●● Unemployed	16 6
●● Outside Labour Force	108 283




Lh. Naifaru

Population 4,114

	Male	Female	Both		
Children <15yrs	618 ○	637 ●	1,255	Median Age	31
Working Age	1,177 ○	1,421 ●	2,598	Dependency Ratio	58
Elderly 65yrs+	160 ○	101 ●	261	Children <18yrs	1,437
				Density (per km ²)	7,058

Lh. Naifaru

Population 4,832



Maldivian	4,114	(85%)
• Male	1,955	
• Female	2,159	
<i>Sex Ratio</i>	<i>91</i>	
Foreign	718	(15%)
• Male	599	
• Female	119	

Education

Highest Attainment



464 — 377
Primary



555 — 782
Secondary



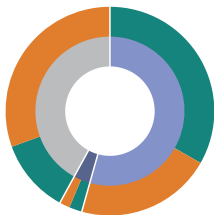
186 — 175
Diploma




47 — 100
Degree +

• Male — • Female

Employment



• Male		• Female
•• 15 years and above	1,337	1,522
•• Labour Force	1,008	649
•• Employed	951	603
•• Unemployed	57	46
•• Outside Labour Force	329	873



Lh. Olhuvelifushi

Population 655

	Male	Female	Both		
Children <15yrs	106 ○	101 ●	207	Median Age	28
Working Age	191 ○	223 ●	414	Dependency Ratio	58
Elderly 65yrs+	17 ○	17 ●	34	Children <18yrs	246
				Density (per km ²)	2,274

Lh. Olhuvelifushi

Population 703



Maldivian	655	(93%)
● Male	314	
● Female	341	
<i>Sex Ratio</i>	92	
Foreign	48	(7%)
● Male	36	
● Female	12	

Education

Highest Attainment



63 — 68
Primary



124 — 127
Secondary



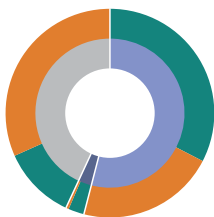
16 — 24
Diploma




3 — 14
Degree +

● Male — ● Female

Employment



● Male		● Female
●● 15 years and above	208	240
●● Labour Force	157	98
●● Employed	146	96
●● Unemployed	11	2
●● Outside Labour Force	51	142



K. Dhiffushi

Population 1,021

	Male	Female	Both		
Children <15yrs	158 ○	151 ●	309	Median Age	29
Working Age	339 ○	321 ●	660	Dependency Ratio	55
Elderly 65yrs+	26 ○	26 ●	52	Children <18yrs	373
				Density (per km ²)	3,774

K. Dhiffushi

Population 1,270



Maldivian	1,021	(80%)
● Male	523	
● Female	498	
<i>Sex Ratio</i>	<i>105</i>	
Foreign	249	(20%)
● Male	223	
● Female	26	

Education

Highest Attainment



75 — 85
Primary



227 — 191
Secondary



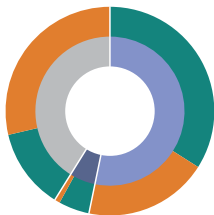
25 — 37
Diploma




8 — 10
Degree +

● Male — ● Female

Employment



● Male	● Female
●● 15 years and above	365 347
●● Labour Force	276 143
●● Employed	242 137
●● Unemployed	34 6
●● Outside Labour Force	89 204



K. Gaafaru

Population 1,196

	Male	Female	Both		
Children <15yrs	209 ○	233 ●	442	Median Age	26
Working Age	337 ○	379 ●	716	Dependency Ratio	67
Elderly 65yrs+	23 ○	15 ●	38	Children <18yrs	503
				Density (per km ²)	6,141

K. Gaafaru

Population 1,294



Maldivian	1,196	(92%)
● Male	569	
● Female	627	
<i>Sex Ratio</i>	<i>91</i>	
Foreign	98	(8%)
● Male	88	
● Female	10	

Education

Highest Attainment



115 — 111
Primary



187 — 204
Secondary



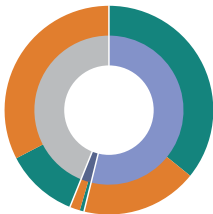
28 — 44
Diploma




12 — 19
Degree +

● Male — ● Female

Employment



● Male	● Female
●● 15 years and above	360 394
●● Labour Force	275 148
●● Employed	270 136
●● Unemployed	5 12
●● Outside Labour Force	85 246



K. Gulhi

Population 812

	Male	Female	Both		
Children <15yrs	120 ○	110 ●	230	Median Age	29
Working Age	295 ○	245 ●	540	Dependency Ratio	50
Elderly 65yrs+	21 ○	21 ●	42	Children <18yrs	280
				Density (per km ²)	7,196

K. Gulhi

Population 976



Maldivian	812	(83%)
● Male	436	
● Female	376	
<i>Sex Ratio</i>	<i>116</i>	
Foreign	164	(17%)
● Male	143	
● Female	21	

Education

Highest Attainment



123 — 94
Primary



157 — 147
Secondary



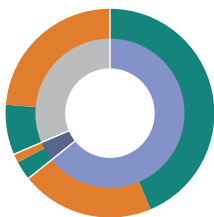
17 — 10
Diploma




5 — 7
Degree +

● Male — ● Female

Employment



● Male	● Female
●● 15 years and above	316 266
●● Labour Force	271 128
●● Employed	254 120
●● Unemployed	17 8
●● Outside Labour Force	45 138



K. Guraidhoo

Population 1,568

	Male	Female	Both		
Children <15yrs	228 ○	184 ●	412	Median Age	32
Working Age	539 ○	504 ●	1,043	Dependency Ratio	50
Elderly 65yrs+	65 ○	48 ●	113	Children <18yrs	471
				Density (per km ²)	6,974

K. Guraidhoo

Population 1,743



Maldivian	1,568	(90%)
● Male	832	
● Female	736	
<i>Sex Ratio</i>	<i>113</i>	
Foreign	175	(10%)
● Male	146	
● Female	29	

Education

Highest Attainment



201 — 163
Primary



268 — 261
Secondary



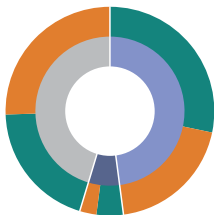
34 — 49
Diploma




11 — 16
Degree +

● Male — ● Female

Employment



● Male	● Female
●● 15 years and above	604 552
●● Labour Force	375 257
●● Employed	327 227
●● Unemployed	48 30
●● Outside Labour Force	229 295



K. Himmafushi

Population 1,492

	Male	Female	Both		
Children <15yrs	145 ○	141 ●	286	Median Age	32
Working Age	819 ○	344 ●	1,163	Dependency Ratio	28
Elderly 65yrs+	24 ○	19 ●	43	Children <18yrs	330
				Density (per km ²)	2,254

K. Himmafushi

Population 2,012



Maldivian	1,492	(74%)
● Male	988	
● Female	504	
<i>Sex Ratio</i>	<i>196</i>	
Foreign	520	(26%)
● Male	470	
● Female	50	

Education

Highest Attainment



250 — 80
Primary



497 — 222
Secondary



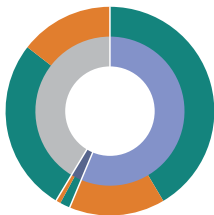
48 — 28
Diploma




12 — 18
Degree +

● Male — ● Female

Employment



● Male	● Female
●● 15 years and above	843 363
●● Labour Force	519 188
●● Employed	500 179
●● Unemployed	19 9
●● Outside Labour Force	324 175



K. Huraa

Population 1,207

	Male	Female	Both		
Children <15yrs	198 ○	175 ●	373	Median Age	30
Working Age	419 ○	354 ●	773	Dependency Ratio	56
Elderly 65yrs+	39 ○	22 ●	61	Children <18yrs	410
				Density (per km ²)	2,294

K. Huraa

Population 1,654



Maldivian	1,207	(73%)
● Male	656	
● Female	551	
<i>Sex Ratio</i>	<i>119</i>	
Foreign	447	(27%)
● Male	430	
● Female	17	

Education

Highest Attainment



79 — 67
Primary



262 — 189
Secondary



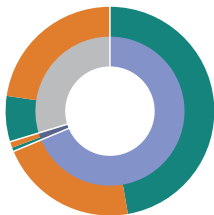
78 — 71
Diploma




12 — 31
Degree +

● Male — ● Female

Employment



	● Male	● Female
●● 15 years and above	458	376
●● Labour Force	399	187
●● Employed	394	179
●● Unemployed	5	8
●● Outside Labour Force	59	189



K. Kaashidhoo

Population 1,833

	Male	Female	Both		
Children <15yrs	333 ○	254 ●	587	Median Age	29
Working Age	520 ○	639 ●	1,159	Dependency Ratio	58
Elderly 65yrs+	42 ○	45 ●	87	Children <18yrs	682
				Density (per km ²)	648

K. Kaashidhoo

Population 2,528



Maldivian	1,833	(73%)
● Male	895	
● Female	938	
<i>Sex Ratio</i>	95	
Foreign	695	(27%)
● Male	643	
● Female	52	

Education

Highest Attainment



152 — 164
Primary



247 — 299
Secondary



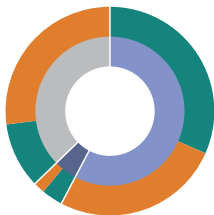
106 — 140
Diploma




25 — 38
Degree +

● Male — ● Female

Employment



● Male	● Female	
●● 15 years and above	562	684
●● Labour Force	435	347
●● Employed	394	325
●● Unemployed	41	22
●● Outside Labour Force	127	337



K. Maafushi

Population 3,195

	Male	Female	Both		
Children <15yrs	342 ○	296 ●	638	Median Age	29
Working Age	1,772 ○	717 ●	2,489	Dependency Ratio	28
Elderly 65yrs+	33 ○	35 ●	68	Children <18yrs	736
				Density (per km ²)	7,681

K. Maafushi

Population 4,471



Maldivian	3,195	(71%)
● Male	2,147	
● Female	1,048	
<i>Sex Ratio</i>	205	
Foreign	1,276	(29%)
● Male	1,134	
● Female	142	

Education

Highest Attainment



322 — 115
Primary



1,272 — 443
Secondary



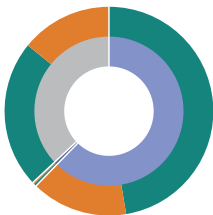
111 — 99
Diploma




42 — 36
Degree +

● Male — ● Female

Employment



● Male	● Female
●● 15 years and above	1,805 752
●● Labour Force	1,221 390
●● Employed	1,211 382
●● Unemployed	10 8
●● Outside Labour Force	584 362



K. Thulusdhoo

Population 1,188

	Male	Female	Both		
Children <15yrs	184 ○	168 ●	352	Median Age	31
Working Age	402 ○	375 ●	777	Dependency Ratio	53
Elderly 65yrs+	34 ○	25 ●	59	Children <18yrs	390
				Density (per km ²)	1,540

K. Thulusdhoo

Population 1,801



Maldivian	1,188	(66%)
● Male	620	
● Female	568	
<i>Sex Ratio</i>	<i>109</i>	
Foreign	613	(34%)
● Male	568	
● Female	45	

Education

Highest Attainment



129 — 98
Primary



209 — 179
Secondary



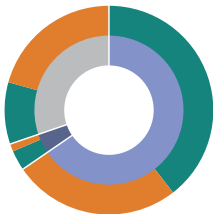
48 — 78
Diploma




18 — 20
Degree +

● Male — ● Female

Employment



● Male	● Female
●● 15 years and above	436 400
●● Labour Force	356 227
●● Employed	330 217
●● Unemployed	26 10
●● Outside Labour Force	80 173



AA. Bodufolhudhoo

Population 653

	Male	Female	Both		
Children <15yrs	104 ○	113 ●	217	Median Age	28
Working Age	199 ○	207 ●	406	Dependency Ratio	61
Elderly 65yrs+	19 ○	11 ●	30	Children <18yrs	254
				Density (per km ²)	5,227

AA. Bodufolhudhoo

Population 704



Maldivian	653	(93%)
● Male	322	
● Female	331	
<i>Sex Ratio</i>	97	
Foreign	51	(7%)
● Male	39	
● Female	12	

Education

Highest Attainment



53 — 67
Primary



84 — 76
Secondary



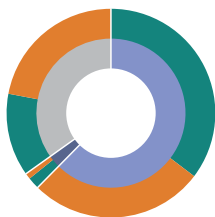
61 — 56
Diploma




4 — 16
Degree +

● Male — ● Female

Employment



● Male	● Female	
● 15 years and above	218	218
● Labour Force	162	122
● Employed	154	118
● Unemployed	8	4
● Outside Labour Force	56	96



AA. Feridhoo

Population 492

	Male	Female	Both		
Children <15yrs	87 ○	69 ●	156	Median Age	31
Working Age	146 ○	153 ●	299	Dependency Ratio	65
Elderly 65yrs+	21 ○	16 ●	37	Children <18yrs	167
				Density (per km ²)	1,091

AA. Feridhoo

Population 544



Maldivian	492	(90%)
● Male	254	
● Female	238	
<i>Sex Ratio</i>	<i>107</i>	
Foreign	52	(10%)
● Male	43	
● Female	9	

Education

Highest Attainment



26 — 42
Primary



73 — 65
Secondary



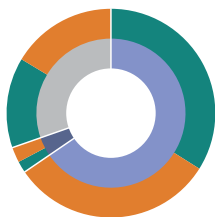
45 — 41
Diploma




9 — 9
Degree +

● Male — ● Female

Employment



	● Male	● Female
●● 15 years and above	167	169
●● Labour Force	120	114
●● Employed	114	106
●● Unemployed	6	8
●● Outside Labour Force	47	55



AA. Himandhoo

Population 754

	Male	Female	Both		
Children <15yrs	144 ○	133 ●	277	Median Age	23
Working Age	237 ○	215 ●	452	Dependency Ratio	67
Elderly 65yrs+	10 ○	15 ●	25	Children <18yrs	321
				Density (per km ²)	3,598

AA. Himandhoo

Population 885



Maldivian	754	(85%)
● Male	391	
● Female	363	
<i>Sex Ratio</i>	<i>108</i>	
Foreign	131	(15%)
● Male	110	
● Female	21	

Education

Highest Attainment



66 — 59
Primary



119 — 117
Secondary



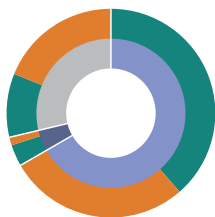
45 — 33
Diploma




13 — 19
Degree +

● Male — ● Female

Employment



	● Male	● Female
●● 15 years and above	247	230
●● Labour Force	200	140
●● Employed	184	134
●● Unemployed	16	6
●● Outside Labour Force	47	90



AA. Maalhos

Population 429

	Male	Female	Both		
Children <15yrs	78 ○	82 ●	160	Median Age	28
Working Age	101 ○	135 ●	236	Dependency Ratio	82
Elderly 65yrs+	17 ○	16 ●	33	Children <18yrs	166
				Density (per km ²)	1,322

AA. Maalhos

Population 516



Maldivian	429	(83%)
● Male	196	
● Female	233	
<i>Sex Ratio</i>	84	
Foreign	87	(17%)
● Male	77	
● Female	10	

Education

Highest Attainment



32 — 40
Primary



53 — 65
Secondary



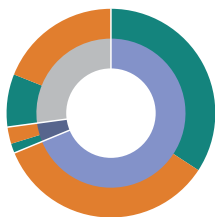
19 — 28
Diploma




5 — 10
Degree +

● Male — ● Female

Employment



● Male	● Female
●● 15 years and above	118 151
●● Labour Force	96 100
●● Employed	92 93
●● Unemployed	4 7
●● Outside Labour Force	22 51



AA. Mathiveri

Population 788

	Male	Female	Both		
Children <15yrs	142 ○	140 ●	282	Median Age	27
Working Age	220 ○	246 ●	466	Dependency Ratio	69
Elderly 65yrs+	23 ○	17 ●	40	Children <18yrs	317
				Density (per km ²)	3,417

AA. Mathiveri

Population 878



Maldivian	788	(90%)
● Male	385	
● Female	403	
<i>Sex Ratio</i>	96	
Foreign	90	(10%)
● Male	81	
● Female	9	

Education

Highest Attainment



68 — 49
Primary



111 — 128
Secondary



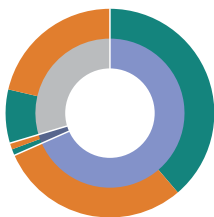
49 — 65
Diploma




8 — 15
Degree +

● Male — ● Female

Employment



● Male	● Female
●● 15 years and above	243 263
●● Labour Force	201 155
●● Employed	196 150
●● Unemployed	5 5
●● Outside Labour Force	42 108




AA. Rasdhoo

Population 1,078

	Male	Female	Both		
Children <15yrs	169 ○	138 ●	307	Median Age	32
Working Age	381 ○	330 ●	711	Dependency Ratio	52
Elderly 65yrs+	33 ○	27 ●	60	Children <18yrs	352
				Density (per km ²)	4,939

AA. Rasdhoo

Population 1,282



Maldivian	1,078	(84%)
● Male	583	
● Female	495	
<i>Sex Ratio</i>	<i>118</i>	
Foreign	204	(16%)
● Male	172	
● Female	32	

Education

Highest Attainment



85 — 82
Primary



239 — 175
Secondary



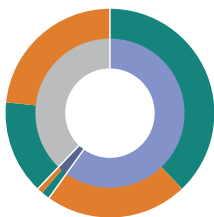
39 — 60
Diploma




10 — 13
Degree +

● Male — ● Female

Employment



	● Male	● Female
●● 15 years and above	414	357
●● Labour Force	302	177
●● Employed	292	170
●● Unemployed	10	7
●● Outside Labour Force	112	180



AA. Thoddo

Population 1,529

	Male	Female	Both		
Children <15yrs	248 ○	224 ●	472	Median Age	29
Working Age	490 ○	489 ●	979	Dependency Ratio	56
Elderly 65yrs+	44 ○	34 ●	78	Children <18yrs	552
				Density (per km ²)	939

AA. Thoddoo

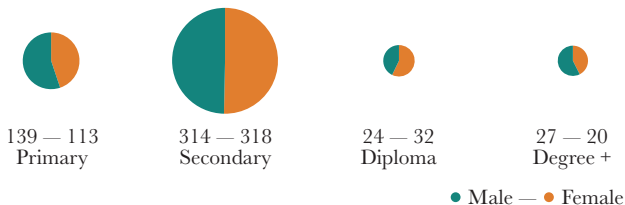
Population 1,924



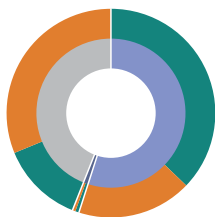
Maldivian	1,529	(79%)
● Male	782	
● Female	747	
<i>Sex Ratio</i>	<i>105</i>	
Foreign	395	(21%)
● Male	351	
● Female	44	

Education


Highest Attainment



Employment



	● Male	● Female
●● 15 years and above	534	523
●● Labour Force	399	193
●● Employed	393	188
●● Unemployed	6	5
●● Outside Labour Force	135	330



AA. Ukulhas

Population 1,053

	Male	Female	Both		
Children <15yrs	196 ○	192 ●	388	Median Age	24
Working Age	331 ○	301 ●	632	Dependency Ratio	67
Elderly 65yrs+	18 ○	15 ●	33	Children <18yrs	462
				Density (per km ²)	4,434

AA. Ukulhas

Population 1,284



Maldivian	1,053	(82%)
● Male	545	
● Female	508	
<i>Sex Ratio</i>	<i>107</i>	
Foreign	231	(18%)
● Male	195	
● Female	36	

Education

Highest Attainment



80 — 67
Primary



188 — 153
Secondary



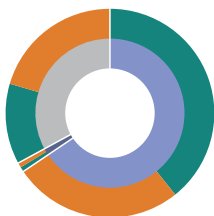
35 — 36
Diploma




14 — 32
Degree +

● Male — ● Female

Employment



● Male	● Female
●● 15 years and above	349 316
●● Labour Force	266 180
●● Employed	261 175
●● Unemployed	5 5
●● Outside Labour Force	83 136



Adh. Dhan'gethi

Population 718

	Male	Female	Both		
Children <15yrs	122 ○	108 ●	230	Median Age	31
Working Age	228 ○	222 ●	450	Dependency Ratio	60
Elderly 65yrs+	21 ○	17 ●	38	Children <18yrs	256
				Density (per km ²)	2,380

Adh. Dhan'gethi

Population 936



Maldivian	718	(77%)
● Male	371	
● Female	347	
<i>Sex Ratio</i>	<i>107</i>	
Foreign	218	(23%)
● Male	204	
● Female	14	

Education

Highest Attainment



81 — 70
Primary



115 — 116
Secondary



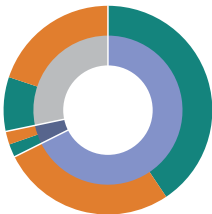
21 — 23
Diploma




15 — 17
Degree +

● Male — ● Female

Employment



● Male	● Female
●● 15 years and above	249 239
●● Labour Force	208 142
●● Employed	198 132
●● Unemployed	10 10
●● Outside Labour Force	41 97




Adh. Dhidhdhoo

Population 110

	Male	Female	Both		
Children <15yrs	16 ○	9 ●	25	Median Age	37
Working Age	34 ○	43 ●	77	Dependency Ratio	43
Elderly 65yrs+	4 ○	4 ●	8	Children <18yrs	26
				Density (per km ²)	542

Adh. Dhidhdhoo

Population 141



Maldivian	110	(78%)
● Male	54	
● Female	56	
<i>Sex Ratio</i>	96	
Foreign	31	(22%)
● Male	21	
● Female	10	

Education

Highest Attainment



13 — 11
Primary



12 — 14
Secondary



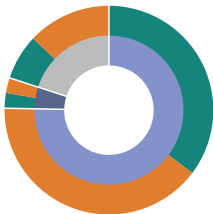
9 — 11
Diploma




1 — 3
Degree +

● Male — ● Female

Employment



● Male	● Female
●● 15 years and above	38 47
●● Labour Force	32 36
●● Employed	30 34
●● Unemployed	2 2
●● Outside Labour Force	6 11



Adh. Dhigurah

Population 538

	Male	Female	Both		
Children <15yrs	69 ○	63 ●	132	Median Age	33
Working Age	199 ○	172 ●	371	Dependency Ratio	45
Elderly 65yrs+	17 ○	18 ●	35	Children <18yrs	153
				Density (per km ²)	977

Adh. Dhigurah

Population 761



Maldivian	538	(71%)
● Male	285	
● Female	253	
<i>Sex Ratio</i>	113	
Foreign	223	(29%)
● Male	210	
● Female	13	

Education

Highest Attainment



56 — 47
Primary



74 — 55
Secondary



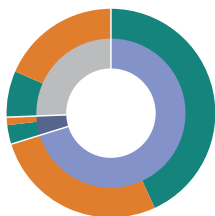
70 — 63
Diploma




12 — 20
Degree +

● Male — ● Female

Employment



● Male	● Female
●● 15 years and above	216 190
●● Labour Force	187 115
●● Employed	175 110
●● Unemployed	12 5
●● Outside Labour Force	29 75



Adh. Fenfushi

Population 811

	Male	Female	Both		
Children <15yrs	159 ○	150 ●	309	Median Age	28
Working Age	215 ○	236 ●	451	Dependency Ratio	80
Elderly 65yrs+	26 ○	25 ●	51	Children <18yrs	333
				Density (per km ²)	3,163

Adh. Fenfushi

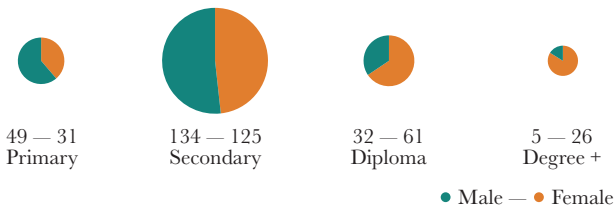
Population 1,000



Maldivian	811	(81%)
● Male	400	
● Female	411	
<i>Sex Ratio</i>	97	
Foreign	189	(19%)
● Male	184	
● Female	5	


Education

Highest Attainment



Employment





Adh. Hangnaameedhoo

Population 413

	Male	Female	Both		
Children <15yrs	70 ○	60 ●	130	Median Age	32
Working Age	117 ○	131 ●	248	Dependency Ratio	67
Elderly 65yrs+	19 ○	16 ●	35	Children <18yrs	148
				Density (per km ²)	2,033

Adh. Hangnaameedhoo

Population 484



Maldivian	413	(85%)
● Male	206	
● Female	207	
<i>Sex Ratio</i>	<i>100</i>	
Foreign	71	(15%)
● Male	63	
● Female	8	

Education

Highest Attainment



46 — 48
Primary



63 — 63
Secondary



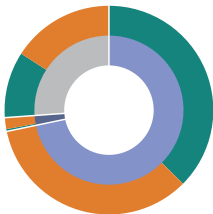
11 — 21
Diploma




8 — 10
Degree +

● Male — ● Female

Employment



● Male	● Female
●● 15 years and above	136 147
●● Labour Force	107 102
●● Employed	106 97
●● Unemployed	1 5
●● Outside Labour Force	29 45




Adh. Kun'burudhoo

Population 481

	Male	Female	Both		
Children <15yrs	80 ○	69 ●	149	Median Age	30
Working Age	136 ○	161 ●	297	Dependency Ratio	62
Elderly 65yrs+	20 ○	15 ●	35	Children <18yrs	173
				Density (per km ²)	7,392

Adh. Kun'burudhoo

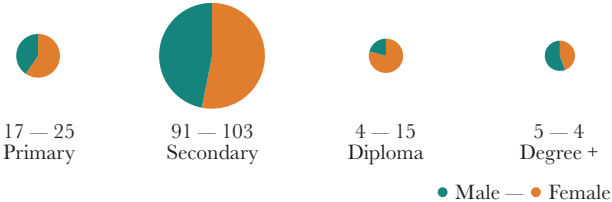
Population 509



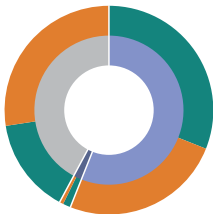
Maldivian	481	(94%)
● Male	236	
● Female	245	
<i>Sex Ratio</i>	96	
Foreign	28	(6%)
● Male	23	
● Female	5	

Education


Highest Attainment



Employment



● Male	● Female	
●● 15 years and above	156	176
●● Labour Force	107	85
●● Employed	103	83
●● Unemployed	4	2
●● Outside Labour Force	49	91



Adh. Maamigili

Population 2,303

	Male	Female	Both		
Children <15yrs	396 ○	325 ●	721	Median Age	29
Working Age	692 ○	754 ●	1,446	Dependency Ratio	59
Elderly 65yrs+	79 ○	57 ●	136	Children <18yrs	833
				Density (per km ²)	1,204

Adh. Maamigili

Population 2,798



Maldivian	2,303	(82%)
● Male	1,167	
● Female	1,136	
<i>Sex Ratio</i>	103	
Foreign	495	(18%)
● Male	469	
● Female	26	

Education

Highest Attainment



194 — 172
Primary



391 — 412
Secondary



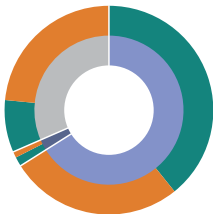
124 — 162
Diploma




27 — 39
Degree +

● Male — ● Female

Employment



● Male		● Female
●● 15 years and above	771	811
●● Labour Force	643	440
●● Employed	620	425
●● Unemployed	23	15
●● Outside Labour Force	128	371



Adh. Mahibadhoo

Population 2,022

	Male	Female	Both		
Children <15yrs	342 ○	344 ●	686	Median Age	29
Working Age	570 ○	661 ●	1,231	Dependency Ratio	64
Elderly 65yrs+	58 ○	47 ●	105	Children <18yrs	796
				Density (per km ²)	8,568

Adh. Mahibadhoo

Population 2,580



Maldivian	2,022	(78%)
● Male	970	
● Female	1,052	
<i>Sex Ratio</i>	92	
Foreign	558	(22%)
● Male	488	
● Female	70	

Education

Highest Attainment



140 — 161
Primary



269 — 242
Secondary



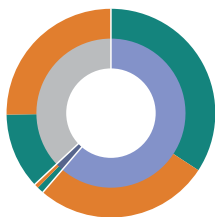
162 — 201
Diploma




32 — 87
Degree +

● Male — ● Female

Employment



● Male	● Female
●● 15 years and above	628 708
●● Labour Force	471 371
●● Employed	457 362
●● Unemployed	14 9
●● Outside Labour Force	157 337



Adh. Mandhoo

Population 286

	Male	Female	Both		
Children <15yrs	34 ○	37 ●	71	Median Age	30
Working Age	96 ○	98 ●	194	Dependency Ratio	47
Elderly 65yrs+	15 ○	6 ●	21	Children <18yrs	85
				Density (per km ²)	743

Adh. Mandhoo

Population 418



Maldivian	286	(68%)
● Male	145	
● Female	141	
<i>Sex Ratio</i>	103	
Foreign	132	(32%)
● Male	119	
● Female	13	

Education

Highest Attainment



28 — 23
Primary



54 — 54
Secondary



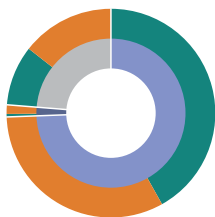
22 — 17
Diploma




2 — 3
Degree +

● Male — ● Female

Employment



● Male	● Female
●● 15 years and above	111 104
●● Labour Force	91 73
●● Employed	90 70
●● Unemployed	1 3
●● Outside Labour Force	20 31




Adh. Omadhoo

Population 858

	Male	Female	Both		
Children <15yrs	154 ○	160 ●	314	Median Age	27
Working Age	200 ○	300 ●	500	Dependency Ratio	72
Elderly 65yrs+	24 ○	20 ●	44	Children <18yrs	344
				Density (per km ²)	3,759

Adh. Omadhoo

Population 913



Maldivian	858	(94%)
● Male	378	
● Female	480	
<i>Sex Ratio</i>	79	
Foreign	55	(6%)
● Male	49	
● Female	6	

Education

Highest Attainment



48 — 89
Primary



107 — 147
Secondary



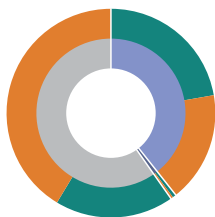
37 — 49
Diploma




12 — 15
Degree +

● Male — ● Female

Employment



● Male	● Female
●● 15 years and above	224 320
●● Labour Force	124 95
●● Employed	121 93
●● Unemployed	3 2
●● Outside Labour Force	100 225



V. Felidhoo

Population 503

	Male	Female	Both		
Children <15yrs	89 ○	69 ●	158	Median Age	33
Working Age	162 ○	152 ●	314	Dependency Ratio	60
Elderly 65yrs+	20 ○	11 ●	31	Children <18yrs	170
				Density (per km ²)	3,194

V. Felidhoo

Population 620



Maldivian	503	(81%)
● Male	271	
● Female	232	
<i>Sex Ratio</i>	<i>117</i>	
Foreign	117	(19%)
● Male	95	
● Female	22	

Education

Highest Attainment



38 — 32
Primary



66 — 57
Secondary



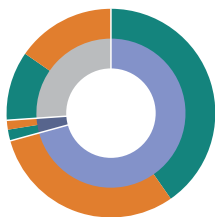
54 — 42
Diploma




9 — 13
Degree +

● Male — ● Female

Employment



● Male	● Female
●● 15 years and above	182 163
●● Labour Force	145 110
●● Employed	139 105
●● Unemployed	6 5
●● Outside Labour Force	37 53



V. Fulidhoo

Population 294

	Male	Female	Both		
Children <15yrs	39 ○	35 ●	74	Median Age	30
Working Age	110 ○	90 ●	200	Dependency Ratio	47
Elderly 65yrs+	8 ○	12 ●	20	Children <18yrs	86
				Density (per km ²)	2,468

V. Fulidhoo

Population 400



Maldivian	294	(74%)
● Male	157	
● Female	137	
<i>Sex Ratio</i>	115	
Foreign	106	(27%)
● Male	90	
● Female	16	

Education

Highest Attainment



21 — 21
Primary



67 — 46
Secondary



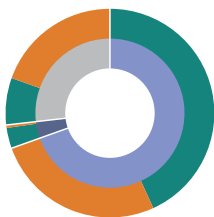
19 — 15
Diploma




8 — 9
Degree +

● Male — ● Female

Employment



● Male	● Female	
●● 15 years and above	118	102
●● Labour Force	102	59
●● Employed	95	58
●● Unemployed	7	1
●● Outside Labour Force	16	43



V. Keyodhoo

Population 520

	Male	Female	Both		
Children <15yrs	77 ○	91 ●	168	Median Age	34
Working Age	141 ○	169 ●	310	Dependency Ratio	68
Elderly 65yrs+	26 ○	16 ●	42	Children <18yrs	183
				Density (per km ²)	4,399

V. Keyodhoo

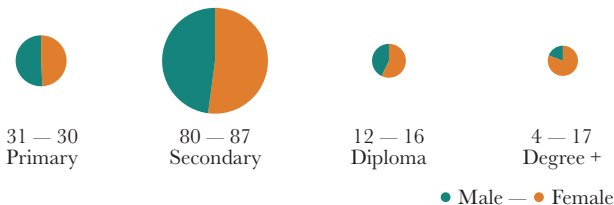
Population 641



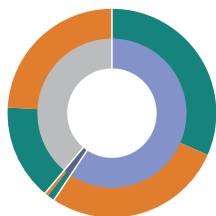
Maldivian	520	(81%)
● Male	244	
● Female	276	
<i>Sex Ratio</i>	88	
Foreign	121	(19%)
● Male	104	
● Female	17	

Education


Highest Attainment



Employment



● Male	● Female
●● 15 years and above	167 185
●● Labour Force	115 100
●● Employed	111 98
●● Unemployed	4 2
●● Outside Labour Force	52 85



V. Rakeedhoo

Population 62

	Male	Female	Both		
Children <15yrs	1 ○	3 ●	4	Median Age	54
Working Age	28 ○	20 ●	48	Dependency Ratio	29
Elderly 65yrs+	7 ○	3 ●	10	Children <18yrs	4
				Density (per km ²)	966

V. Rakeedhoo

Population 76



Maldivian	62	(82%)
Male	36	
Female	26	
<i>Sex Ratio</i>	<i>138</i>	

Foreign	14	(18%)
Male	13	
Female	1	

Education

Highest Attainment



16 — 14
Primary



12 — 7
Secondary

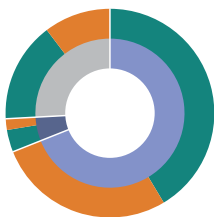


2 — 1
Diploma


0 — 0
Degree +

● Male — ● Female

Employment



● Male	● Female
●● 15 years and above	35 23
●● Labour Force	26 17
●● Employed	24 16
●● Unemployed	2 1
●● Outside Labour Force	9 6



V. Thinadhoo

Population 74

	Male	Female	Both		
Children <15yrs	3 ○	3 ●	6	Median Age	36
Working Age	48 ○	13 ●	61	Dependency Ratio	21
Elderly 65yrs+	4 ○	3 ●	7	Children <18yrs	6
				Density (per km ²)	592

V. Thinadhoo

Population 258



Maldivian	74	(29%)
● Male	55	
● Female	19	
<i>Sex Ratio</i>	<i>289</i>	
Foreign	184	(71%)
● Male	175	
● Female	9	

Education

Highest Attainment



14 — 5
Primary



26 — 7
Secondary

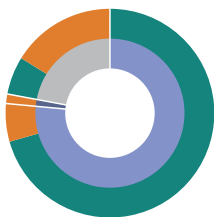


9 — 2
Diploma


0 — 0
Degree +

● Male — ● Female

Employment



	● Male	● Female
●● 15 years and above	52	16
●● Labour Force	48	5
●● Employed	48	4
●● Unemployed	0	1
●● Outside Labour Force	4	11



M. Dhiggaru

Population 984

	Male	Female	Both		
Children <15yrs	154 ○	152 ●	306	Median Age	34
Working Age	251 ○	337 ●	588	Dependency Ratio	67
Elderly 65yrs+	48 ○	42 ●	90	Children <18yrs	349
				Density (per km ²)	6,808

M. Dhiggaru

Population 1,099



Maldivian	984	(90%)
● Male	453	
● Female	531	
<i>Sex Ratio</i>	85	
Foreign	115	(10%)
● Male	88	
● Female	27	

Education

Highest Attainment



105 — 130
Primary



154 — 184
Secondary



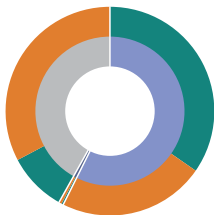
26 — 38
Diploma




4 — 16
Degree +

● Male — ● Female

Employment



	● Male	● Female
●● 15 years and above	299	379
●● Labour Force	237	157
●● Employed	235	154
●● Unemployed	2	3
●● Outside Labour Force	62	222



M. Kolhufushi

Population 702

	Male	Female	Both		
Children <15yrs	109 ○	106 ●	215	Median Age	32
Working Age	192 ○	250 ●	442	Dependency Ratio	59
Elderly 65yrs+	24 ○	21 ●	45	Children <18yrs	251
				Density (per km ²)	1,087

M. Kolhufushi

Population 793



Maldivian	702	(89%)
● Male	325	
● Female	377	
<i>Sex Ratio</i>	86	
Foreign	91	(11%)
● Male	79	
● Female	12	

Education

Highest Attainment



60 — 69
Primary



97 — 144
Secondary



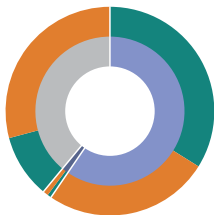
29 — 35
Diploma




13 — 10
Degree +

● Male — ● Female

Employment



	● Male	● Female
●● 15 years and above	216	271
●● Labour Force	168	129
●● Employed	165	125
●● Unemployed	3	4
●● Outside Labour Force	48	142



M. Maduvvari

Population 259

	Male	Female	Both		
Children <15yrs	42 ○	28 ●	70	Median Age	34
Working Age	92 ○	76 ●	168	Dependency Ratio	54
Elderly 65yrs+	13 ○	8 ●	21	Children <18yrs	79
				Density (per km ²)	2,137

M. Maduvvari

Population 318



Maldivian	259	(81%)
● Male	147	
● Female	112	
<i>Sex Ratio</i>	<i>131</i>	
Foreign	59	(19%)
● Male	44	
● Female	15	

Education

Highest Attainment



19 — 21
Primary



46 — 32
Secondary



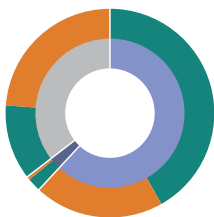
7 — 17
Diploma




2 — 4
Degree +

● Male — ● Female

Employment



● Male		● Female
●● 15 years and above	105	84
●● Labour Force	83	39
●● Employed	79	38
●● Unemployed	4	1
●● Outside Labour Force	22	45



M. Mulah

Population 1,292

	Male	Female	Both		
Children <15yrs	188 ○	203 ●	391	Median Age	30
Working Age	385 ○	430 ●	815	Dependency Ratio	59
Elderly 65yrs+	46 ○	40 ●	86	Children <18yrs	447
				Density (per km ²)	1,891

M. Mulah

Population 1,426



Maldivian	1,292	(91%)
● Male	619	
● Female	673	
<i>Sex Ratio</i>	92	
Foreign	134	(9%)
● Male	110	
● Female	24	

Education

Highest Attainment



145 — 134
Primary



211 — 236
Secondary



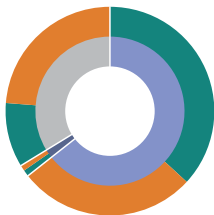
55 — 59
Diploma




11 — 29
Degree +

● Male — ● Female

Employment



	● Male	● Female
●● 15 years and above	431	470
●● Labour Force	341	256
●● Employed	332	248
●● Unemployed	9	8
●● Outside Labour Force	90	214



M. Muli

Population 769

	Male	Female	Both		
Children <15yrs	112 ○	95 ●	207	Median Age	33
Working Age	262 ○	246 ●	508	Dependency Ratio	51
Elderly 65yrs+	21 ○	33 ●	54	Children <18yrs	257
				Density (per km ²)	995

M. Muli

Population 949



Maldivian	769	(81%)
● Male	395	
● Female	374	
<i>Sex Ratio</i>	<i>106</i>	
Foreign	180	(19%)
● Male	155	
● Female	25	

Education

Highest Attainment



60 — 61
Primary



118 — 106
Secondary



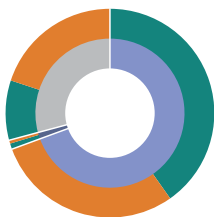
76 — 69
Diploma




23 — 23
Degree +

● Male — ● Female

Employment



● Male	● Female
●● 15 years and above	283 279
●● Labour Force	231 167
●● Employed	226 164
●● Unemployed	5 3
●● Outside Labour Force	52 112



M. Naalaafushi

Population 388

	Male	Female	Both		
Children <15yrs	53 ○	51 ●	104	Median Age	34
Working Age	119 ○	131 ●	250	Dependency Ratio	55
Elderly 65yrs+	18 ○	16 ●	34	Children <18yrs	118
				Density (per km ²)	2,997

M. Naalaafushi

Population 430



Maldivian	388	(90%)
● Male	190	
● Female	198	
<i>Sex Ratio</i>	96	
Foreign	42	(10%)
● Male	33	
● Female	9	

Education

Highest Attainment



63 — 62
Primary



56 — 59
Secondary



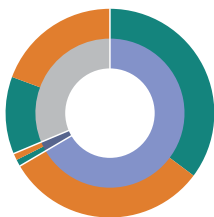
3 — 14
Diploma




4 — 5
Degree +

● Male — ● Female

Employment



	● Male	● Female
●● 15 years and above	137	147
●● Labour Force	103	92
●● Employed	100	89
●● Unemployed	3	3
●● Outside Labour Force	34	55



M. Raiymandhoo

Population 122

	Male	Female	Both		
Children <15yrs	13 ○	7 ●	20	Median Age	38
Working Age	43 ○	45 ●	88	Dependency Ratio	39
Elderly 65yrs+	9 ○	5 ●	14	Children <18yrs	22
				Density (per km ²)	430

M. Raiymandhoo

Population 171



Maldivian	122	(71%)
● Male	65	
● Female	57	
<i>Sex Ratio</i>	<i>114</i>	
Foreign	49	(29%)
● Male	42	
● Female	7	

Education

Highest Attainment



14 — 9
Primary



26 — 27
Secondary



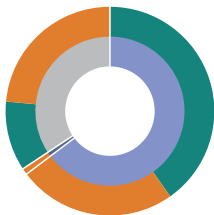
4 — 7
Diploma




1 — 0
Degree +

● Male — ● Female

Employment



	● Male	● Female
●● 15 years and above	52	50
●● Labour Force	41	26
●● Employed	41	25
●● Unemployed	0	1
●● Outside Labour Force	11	24



M. Veyvah

Population 235

	Male	Female	Both		
Children <15yrs	49 ○	25 ●	74	Median Age	30
Working Age	79 ○	74 ●	153	Dependency Ratio	54
Elderly 65yrs+	6 ○	2 ●	8	Children <18yrs	78
				Density (per km ²)	559

M. Veyvah

Population 304



Maldivian	235	(77%)
● Male	134	
● Female	101	
<i>Sex Ratio</i>	<i>133</i>	
Foreign	69	(23%)
● Male	62	
● Female	7	

Education

Highest Attainment



19 — 21
Primary



32 — 25
Secondary



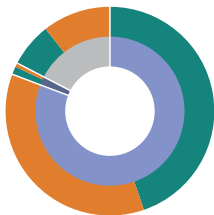
18 — 14
Diploma




4 — 8
Degree +

● Male — ● Female

Employment



	● Male	● Female
●● 15 years and above	85	76
●● Labour Force	74	59
●● Employed	72	58
●● Unemployed	2	1
●● Outside Labour Force	11	17



F. Bilehdhoo

Population 886

	Male	Female	Both		
Children <15yrs	180 ○	152 ●	332	Median Age	28
Working Age	214 ○	297 ●	511	Dependency Ratio	73
Elderly 65yrs+	21 ○	22 ●	43	Children <18yrs	372
				Density (per km ²)	2,805

F. Bilehdhoo

Population 967



Maldivian	886	(92%)
● Male	415	
● Female	471	
<i>Sex Ratio</i>	<i>88</i>	
Foreign	81	(8%)
● Male	74	
● Female	7	

Education

Highest Attainment



61 — 100
Primary



136 — 177
Secondary



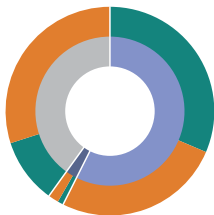
13 — 13
Diploma




12 — 16
Degree +

● Male — ● Female

Employment



● Male	● Female
●● 15 years and above	235 319
●● Labour Force	179 153
●● Employed	174 144
●● Unemployed	5 9
●● Outside Labour Force	56 166



F. Dharan'boodhoo

Population 393

	Male	Female	Both		
Children <15yrs	78 ○	65 ●	143	Median Age	28
Working Age	114 ○	120 ●	234	Dependency Ratio	68
Elderly 65yrs+	9 ○	7 ●	16	Children <18yrs	170
				Density (per km ²)	981

F. Dharan'boodhoo

Population 455



Maldivian	393	(86%)
Male	201	
Female	192	
<i>Sex Ratio</i>	<i>105</i>	
Foreign	62	(14%)
Male	58	
Female	4	

Education

Highest Attainment



29 — 28
Primary



65 — 53
Secondary



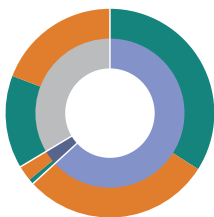
9 — 26
Diploma




8 — 10
Degree +

● Male — ● Female

Employment



	Male	Female
●●● 15 years and above	123	127
●● Labour Force	87	79
●● Employed	85	73
●● Unemployed	2	6
●● Outside Labour Force	36	48



F. Feali

Population 882

	Male	Female	Both		
Children <15yrs	167 ○	151 ●	318	Median Age	26
Working Age	206 ○	311 ●	517	Dependency Ratio	71
Elderly 65yrs+	27 ○	20 ●	47	Children <18yrs	370
				Density (per km ²)	4,989

F. Feali

Population 922



Maldivian	882	(96%)
● Male	400	
● Female	482	
<i>Sex Ratio</i>	83	
Foreign	40	(4%)
● Male	30	
● Female	10	

Education

Highest Attainment



44 — 64
Primary



123 — 197
Secondary



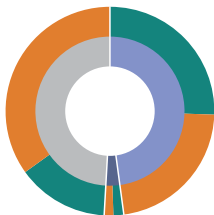
21 — 26
Diploma




10 — 5
Degree +

● Male — ● Female

Employment



	● Male	● Female
●● 15 years and above	233	331
●● Labour Force	153	134
●● Employed	144	126
●● Unemployed	9	8
●● Outside Labour Force	80	197



F. Magoodhoo

Population 648

	Male	Female	Both		
Children <15yrs	141 ○	111 ●	252	Median Age	27
Working Age	158 ○	205 ●	363	Dependency Ratio	79
Elderly 65yrs+	18 ○	15 ●	33	Children <18yrs	278
				Density (per km ²)	2,635

F. Magoodhoo

Population 702



Maldivian	648	(92%)
● Male	317	
● Female	331	
<i>Sex Ratio</i>	96	
Foreign	54	(8%)
● Male	44	
● Female	10	

Education

Highest Attainment



35 — 36
Primary



65 — 74
Secondary



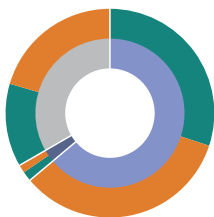
56 — 79
Diploma




11 — 24
Degree +

● Male — ● Female

Employment



● Male	● Female	
●● 15 years and above	176	220
●● Labour Force	125	139
●● Employed	119	134
●● Unemployed	6	5
●● Outside Labour Force	51	81



F. Nilandhoo

Population 1,649

	Male	Female	Both		
Children <15yrs	310 ○	277 ●	587	Median Age	27
Working Age	438 ○	539 ●	977	Dependency Ratio	69
Elderly 65yrs+	46 ○	39 ●	85	Children <18yrs	680
				Density (per km ²)	2,205

F. Nilandhoo

Population 1,823



Maldivian	1,649	(90%)
● Male	794	
● Female	855	
<i>Sex Ratio</i>	93	
Foreign	174	(10%)
● Male	153	
● Female	21	

Education

Highest Attainment



117 — 128
Primary



208 — 244
Secondary



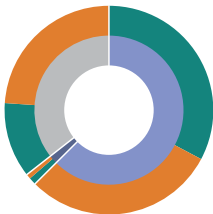
80 — 113
Diploma




55 — 71
Degree +

● Male — ● Female

Employment



● Male	● Female
●● 15 years and above	484 578
●● Labour Force	360 324
●● Employed	348 316
●● Unemployed	12 8
●● Outside Labour Force	124 254



Dh. Bandidhoo

Population 536

	Male	Female	Both		
Children <15yrs	93 ○	97 ●	190	Median Age	28
Working Age	160 ○	159 ●	319	Dependency Ratio	68
Elderly 65yrs+	16 ○	11 ●	27	Children <18yrs	216
				Density (per km ²)	2,144

Dh. Bandidhoo

Population 629



Maldivian	536	(85%)
● Male	269	
● Female	267	
<i>Sex Ratio</i>	<i>101</i>	
Foreign	93	(15%)
● Male	85	
● Female	8	

Education

Highest Attainment



41 — 33
Primary



90 — 84
Secondary



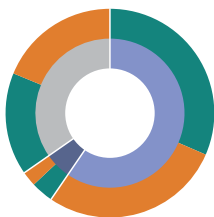
16 — 18
Diploma




6 — 12
Degree +

● Male — ● Female

Employment



	Male	Female
●● 15 years and above	176	170
●● Labour Force	121	105
●● Employed	109	97
●● Unemployed	12	8
●● Outside Labour Force	55	65



Dh. Hulhudheli

Population 685

	Male	Female	Both		
Children <15yrs	109 ○	109 ●	218	Median Age	30
Working Age	191 ○	239 ●	430	Dependency Ratio	59
Elderly 65yrs+	18 ○	19 ●	37	Children <18yrs	250
				Density (per km ²)	3,181

Dh. Hulhudheli

Population 764



Maldivian	685	(90%)
● Male	318	
● Female	367	
<i>Sex Ratio</i>	<i>87</i>	
Foreign	79	(10%)
● Male	71	
● Female	8	

Education

Highest Attainment



63 — 88
Primary



120 — 125
Secondary



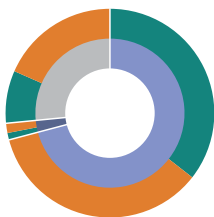
13 — 33
Diploma




5 — 10
Degree +

● Male — ● Female

Employment



● Male	● Female
●● 15 years and above	209 258
●● Labour Force	171 172
●● Employed	166 165
●● Unemployed	5 7
●● Outside Labour Force	38 86



Dh. Kudahuvadho

Population 2,667

	Male	Female	Both		
Children <15yrs	421 ○	430 ●	851	Median Age	29
Working Age	748 ○	929 ●	1,677	Dependency Ratio	59
Elderly 65yrs+	73 ○	66 ●	139	Children <18yrs	1,002
				Density (per km ²)	1,611

Dh. Kudahuvadhoo

Population 3,131



Maldivian	2,667	(85%)
● Male	1,242	
● Female	1,425	
<i>Sex Ratio</i>	87	
Foreign	464	(15%)
● Male	405	
● Female	59	

Education

Highest Attainment



170 — 190
Primary



382 — 468
Secondary



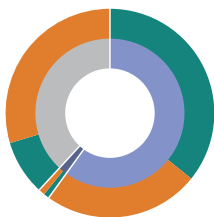
156 — 177
Diploma




61 — 97
Degree +

● Male — ● Female

Employment



● Male	821	995
● Female	666	457
● 15 years and above	650	439
● Labour Force	16	18
● Employed	155	538
● Unemployed		
● Outside Labour Force		



Dh. Maaen'boodhoo

Population 650

	Male	Female	Both		
Children <15yrs	94 ○	88 ●	182	Median Age	32
Working Age	190 ○	228 ●	418	Dependency Ratio	56
Elderly 65yrs+	34 ○	16 ●	50	Children <18yrs	208
				Density (per km ²)	2,705

Dh. Maaen'boodhoo

Population 679



Maldivian	650	(96%)
● Male	318	
● Female	332	
<i>Sex Ratio</i>	96	
Foreign	29	(4%)
● Male	24	
● Female	5	

Education

Highest Attainment



97 — 88
Primary



98 — 122
Secondary



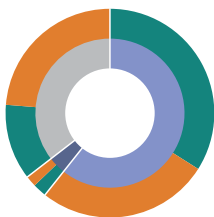
15 — 16
Diploma




10 — 15
Degree +

● Male — ● Female

Employment



● Male	● Female
●● 15 years and above	224 244
●● Labour Force	169 133
●● Employed	159 125
●● Unemployed	10 8
●● Outside Labour Force	55 111



Dh. Meedhoo

Population 857

	Male	Female	Both		
Children <15yrs	141 ○	114 ●	255	Median Age	28
Working Age	294 ○	276 ●	570	Dependency Ratio	50
Elderly 65yrs+	16 ○	16 ●	32	Children <18yrs	306
				Density (per km ²)	2,633

Dh. Meedhoo

Population 1,118



Maldivian	857	(77%)
● Male	451	
● Female	406	
<i>Sex Ratio</i>	111	
Foreign	261	(23%)
● Male	209	
● Female	52	

Education

Highest Attainment



79 — 81
Primary



164 — 125
Secondary



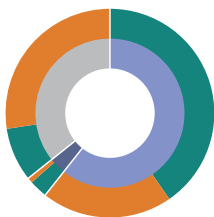
38 — 49
Diploma




12 — 27
Degree +

● Male — ● Female

Employment



● Male	● Female
●● 15 years and above	310 292
●● Labour Force	260 127
●● Employed	243 122
●● Unemployed	17 5
●● Outside Labour Force	50 165



Dh. Rin'budhoo

Population 278

	Male	Female	Both		
Children <15yrs	38 ○	49 ●	87	Median Age	33
Working Age	84 ○	90 ●	174	Dependency Ratio	60
Elderly 65yrs+	9 ○	8 ●	17	Children <18yrs	98
				Density (per km ²)	1,608

Dh. Rin'budhoo

Population 316



Maldivian	278	(88%)
● Male	131	
● Female	147	
<i>Sex Ratio</i>	<i>89</i>	
Foreign	38	(12%)
● Male	32	
● Female	6	

Education

Highest Attainment



28 — 22
Primary



46 — 53
Secondary



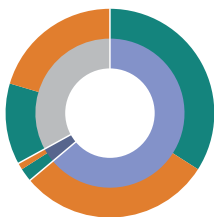
8 — 5
Diploma




5 — 9
Degree +

● Male — ● Female

Employment



	● Male	● Female
●● 15 years and above	93	98
●● Labour Force	69	59
●● Employed	65	57
●● Unemployed	4	2
●● Outside Labour Force	24	39



Th. Buruni

Population 356

	Male	Female	Both		
Children <15yrs	62 ○	63 ●	125	Median Age	31
Working Age	101 ○	114 ●	215	Dependency Ratio	66
Elderly 65yrs+	9 ○	7 ●	16	Children <18yrs	136
				Density (per km ²)	1,044

Th. Buruni

Population 414



Maldivian	356	(86%)
● Male	172	
● Female	184	
<i>Sex Ratio</i>	93	
Foreign	58	(14%)
● Male	49	
● Female	9	

Education

Highest Attainment



32 — 28
Primary



47 — 39
Secondary



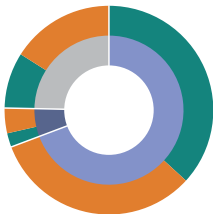
21 — 42
Diploma




8 — 8
Degree +

● Male — ● Female

Employment



● Male	● Female
●● 15 years and above	110 121
●● Labour Force	90 84
●● Employed	85 75
●● Unemployed	5 9
●● Outside Labour Force	20 37




Th. Dhiyamigili

Population 610

	Male	Female	Both		
Children <15yrs	113 ○	118 ●	231	Median Age	29
Working Age	156 ○	191 ●	347	Dependency Ratio	76
Elderly 65yrs+	16 ○	16 ●	32	Children <18yrs	257
				Density (per km ²)	2,079

Th. Dhiyamigili

Population 649



Maldivian	610	(94%)
Male	285	
Female	325	
<i>Sex Ratio</i>	<i>88</i>	
Foreign	39	(6%)
Male	35	
Female	4	

Education

Highest Attainment



49 — 70
Primary



83 — 81
Secondary



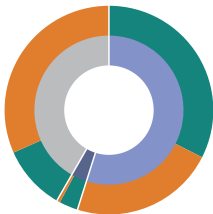
22 — 29
Diploma




12 — 18
Degree +

● Male — ● Female

Employment



● Male	● Female	
● 15 years and above	172	207
● Labour Force	134	87
● Employed	123	85
● Unemployed	11	2
● Outside Labour Force	38	120




Th. Gaadhiffushi

Population 265

	Male	Female	Both		
Children <15yrs	38 ○	37 ●	75	Median Age	32
Working Age	83 ○	84 ●	167	Dependency Ratio	59
Elderly 65yrs+	12 ○	11 ●	23	Children <18yrs	82
				Density (per km ²)	1,874

Th. Gaadhiffushi

Population 317



Maldivian	265	(84%)
● Male	133	
● Female	132	
<i>Sex Ratio</i>	<i>101</i>	
Foreign	52	(16%)
● Male	43	
● Female	9	

Education

Highest Attainment



26 — 39
Primary



54 — 33
Secondary



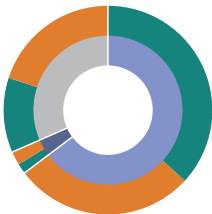
6 — 15
Diploma




4 — 1
Degree +

● Male — ● Female

Employment



	● Male	● Female
●● 15 years and above	95	95
●● Labour Force	73	57
●● Employed	70	53
●● Unemployed	3	4
●● Outside Labour Force	22	38




Th. Guraidhoo

Population 1,190

	Male	Female	Both		
Children <15yrs	194 ○	183 ●	377	Median Age	32
Working Age	288 ○	427 ●	715	Dependency Ratio	66
Elderly 65yrs+	56 ○	42 ●	98	Children <18yrs	443
				Density (per km ²)	1,556

Th. Guraidhoo

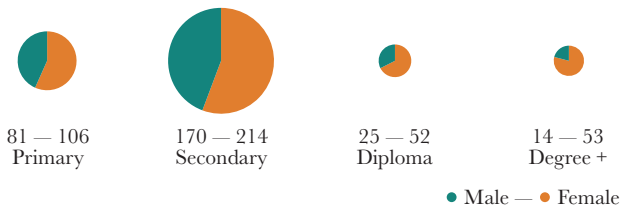
Population 1,293



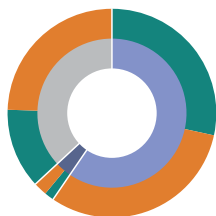
Maldivian	1,190	(92%)
● Male	538	
● Female	652	
<i>Sex Ratio</i>	83	
Foreign	103	(8%)
● Male	85	
● Female	18	

Education


Highest Attainment



Employment



● Male	● Female
●● 15 years and above	344 469
●● Labour Force	243 270
●● Employed	231 253
●● Unemployed	12 17
●● Outside Labour Force	101 199



Th. Hirilandhoo

Population 996

	Male	Female	Both		
Children <15yrs	152 ○	126 ●	278	Median Age	29
Working Age	340 ○	331 ●	671	Dependency Ratio	48
Elderly 65yrs+	24 ○	23 ●	47	Children <18yrs	328
				Density (per km ²)	3,310

Th. Hirilandhoo

Population 1,146



Maldivian	996	(87%)
● Male	516	
● Female	480	
<i>Sex Ratio</i>	108	
Foreign	150	(13%)
● Male	142	
● Female	8	

Education

Highest Attainment



109 — 103
Primary



186 — 146
Secondary



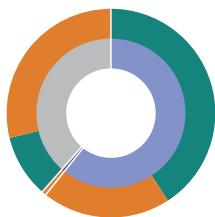
47 — 74
Diploma




12 — 23
Degree +

● Male — ● Female

Employment



● Male	● Female
●● 15 years and above	364 354
●● Labour Force	294 147
●● Employed	293 143
●● Unemployed	1 4
●● Outside Labour Force	70 207



Th. Kandoodhoo

Population 383

	Male	Female	Both		
Children <15yrs	69 ○	58 ●	127	Median Age	34
Working Age	113 ○	122 ●	235	Dependency Ratio	63
Elderly 65yrs+	12 ○	9 ●	21	Children <18yrs	139
				Density (per km ²)	468

Th. Kandoodhoo

Population 456



Maldivian	383	(84%)
● Male	194	
● Female	189	
<i>Sex Ratio</i>	<i>103</i>	
Foreign	73	(16%)
● Male	64	
● Female	9	

Education

Highest Attainment



38 — 29
Primary



46 — 49
Secondary



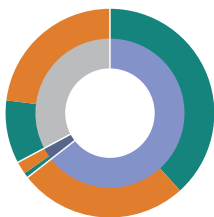
11 — 17
Diploma




9 — 17
Degree +

● Male — ● Female

Employment



	Male	Female
●● 15 years and above	125	131
●● Labour Force	100	72
●● Employed	98	67
●● Unemployed	2	5
●● Outside Labour Force	25	59



Th. Kinbidhoo

Population 680

	Male	Female	Both		
Children <15yrs	129 ○	97 ●	226	Median Age	32
Working Age	183 ○	217 ●	400	Dependency Ratio	70
Elderly 65yrs+	22 ○	32 ●	54	Children <18yrs	266
				Density (per km ²)	1,781

Th. Kinbidhoo

Population 715



Maldivian	680	(95%)
● Male	334	
● Female	346	
<i>Sex Ratio</i>	97	
Foreign	35	(5%)
● Male	27	
● Female	8	

Education

Highest Attainment



56 — 62
Primary



80 — 114
Secondary



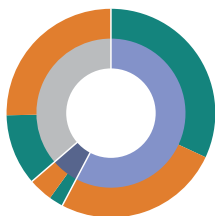
50 — 49
Diploma




10 — 19
Degree +

● Male — ● Female

Employment



● Male	● Female
●● 15 years and above	205 249
●● Labour Force	155 134
●● Employed	145 117
●● Unemployed	10 17
●● Outside Labour Force	50 115



Th. Madifushi

Population 779

	Male	Female	Both		
Children <15yrs	118 ○	148 ●	266	Median Age	29
Working Age	214 ○	271 ●	485	Dependency Ratio	61
Elderly 65yrs+	11 ○	17 ●	28	Children <18yrs	299
				Density (per km ²)	1,454

Th. Madifushi

Population 858



Maldivian	779	(91%)
● Male	343	
● Female	436	
<i>Sex Ratio</i>	79	
Foreign	79	(9%)
● Male	70	
● Female	9	

Education

Highest Attainment



67 — 89
Primary



115 — 144
Secondary



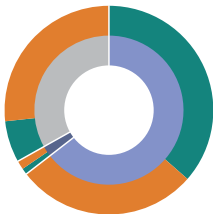
30 — 28
Diploma




6 — 13
Degree +

● Male — ● Female

Employment



● Male	● Female
●● 15 years and above	225 288
●● Labour Force	192 151
●● Employed	187 144
●● Unemployed	5 7
●● Outside Labour Force	33 137



Th. Omadhoo

Population 387

	Male	Female	Both		
Children <15yrs	55 ○	55 ●	110	Median Age	29
Working Age	127 ○	117 ●	244	Dependency Ratio	59
Elderly 65yrs+	17 ○	16 ●	33	Children <18yrs	137
				Density (per km ²)	1,047

Th. Omadhoo

Population 417



Maldivian	387	(93%)
● Male	199	
● Female	188	
<i>Sex Ratio</i>	<i>106</i>	
Foreign	30	(7%)
● Male	23	
● Female	7	

Education

Highest Attainment



58 — 51
Primary



65 — 60
Secondary



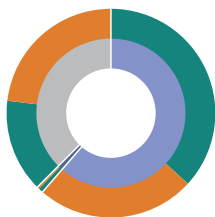
9 — 11
Diploma




6 — 5
Degree +

● Male — ● Female

Employment



● Male	● Female	
●● 15 years and above	144	133
●● Labour Force	104	69
●● Employed	102	68
●● Unemployed	2	1
●● Outside Labour Force	40	64



Th. Thimarafushi

Population 1,044

	Male	Female	Both		
Children <15yrs	162 ○	165 ●	327	Median Age	31
Working Age	306 ○	326 ●	632	Dependency Ratio	65
Elderly 65yrs+	40 ○	45 ●	85	Children <18yrs	375
				Density (per km ²)	1,044

Th. Thimarafushi

Population 1,229



Maldivian	1,044	(85%)
● Male	508	
● Female	536	
<i>Sex Ratio</i>	95	
Foreign	185	(15%)
● Male	178	
● Female	7	

Education

Highest Attainment



82 — 92
Primary



193 — 179
Secondary



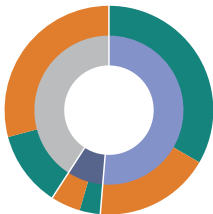
30 — 52
Diploma




11 — 13
Degree +

● Male — ● Female

Employment



● Male	● Female
●● 15 years and above	346 371
●● Labour Force	262 162
●● Employed	239 129
●● Unemployed	23 33
●● Outside Labour Force	84 209



Th. Vandhoo

Population 309

	Male	Female	Both		
Children <15yrs	48 ○	37 ●	85	Median Age	30
Working Age	96 ○	105 ●	201	Dependency Ratio	54
Elderly 65yrs+	12 ○	11 ●	23	Children <18yrs	97
				Density (per km ²)	1,193

Th. Vandhoo

Population 364



Maldivian	309	(85%)
● Male	156	
● Female	153	
<i>Sex Ratio</i>	<i>102</i>	
Foreign	55	(15%)
● Male	50	
● Female	5	

Education

Highest Attainment



26 — 31
Primary



48 — 59
Secondary



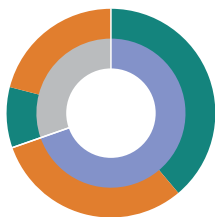
19 — 17
Diploma




2 — 5
Degree +

● Male — ● Female

Employment



	● Male	● Female
●● 15 years and above	108	116
●● Labour Force	87	69
●● Employed	87	69
●● Unemployed	0	0
●● Outside Labour Force	21	47



Th. Veymandoo

Population 1,184

	Male	Female	Both		
Children <15yrs	209 ○	180 ●	389	Median Age	28
Working Age	360 ○	386 ●	746	Dependency Ratio	59
Elderly 65yrs+	24 ○	25 ●	49	Children <18yrs	452
				Density (per km ²)	2,652

Th. Veymandoo

Population 1,321



Maldivian	1,184	(90%)
● Male	593	
● Female	591	
<i>Sex Ratio</i>	<i>100</i>	
Foreign	137	(10%)
● Male	107	
● Female	30	

Education

Highest Attainment



78 — 80
Primary

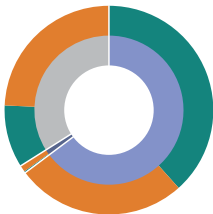
228 — 234
Secondary

48 — 46
Diploma


17 — 26
Degree +

● Male — ● Female

Employment



	● Male	● Female
●● 15 years and above	384	411
●● Labour Force	307	218
●● Employed	305	210
●● Unemployed	2	8
●● Outside Labour Force	77	193



Th. Vilufushi

Population 965

	Male	Female	Both		
Children <15yrs	154 ○	163 ●	317	Median Age	31
Working Age	257 ○	306 ●	563	Dependency Ratio	71
Elderly 65yrs+	44 ○	41 ●	85	Children <18yrs	367
				Density (per km ²)	1,603

Th. Vilufushi

Population 1,081



Maldivian	965	(89%)
● Male	455	
● Female	510	
<i>Sex Ratio</i>	89	
Foreign	116	(11%)
● Male	97	
● Female	19	

Education

Highest Attainment



89 — 104
Primary



156 — 181
Secondary



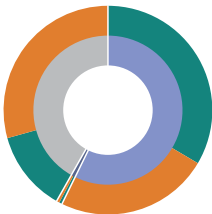
27 — 41
Diploma




5 — 14
Degree +

● Male — ● Female

Employment



● Male	● Female
●● 15 years and above	301 347
●● Labour Force	220 157
●● Employed	217 154
●● Unemployed	3 3
●● Outside Labour Force	81 190



L. Dhanbidhoo

Population 567

	Male	Female	Both		
Children <15yrs	89 ○	89 ●	178	Median Age	28
Working Age	157 ○	191 ●	348	Dependency Ratio	63
Elderly 65yrs+	26 ○	15 ●	41	Children <18yrs	207
				Density (per km ²)	1,052

L. Dhanbidhoo

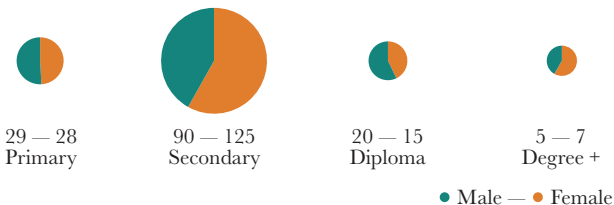
Population 606



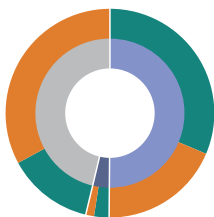
Maldivian	567	(94%)
● Male	272	
● Female	295	
<i>Sex Ratio</i>	92	
Foreign	39	(6%)
● Male	29	
● Female	10	

Education


Highest Attainment



Employment



● Male	● Female
●● 15 years and above	183 206
●● Labour Force	131 78
●● Employed	122 73
●● Unemployed	9 5
●● Outside Labour Force	52 128



L. Fonadhoo

Population 2,738

	Male	Female	Both		
Children <15yrs	437 ○	389 ●	826	Median Age	30
Working Age	810 ○	918 ●	1,728	Dependency Ratio	58
Elderly 65yrs+	112 ○	72 ●	184	Children <18yrs	986
				Density (per km ²)	1,595

L. Fonadhoo

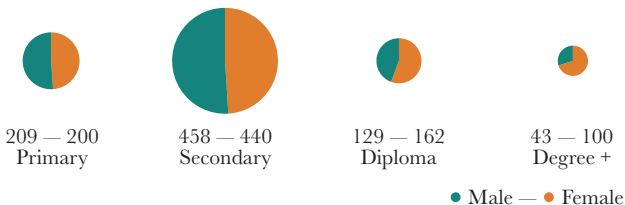
Population 2,986



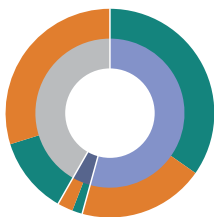
Maldivian	2,738	(92%)
● Male	1,359	
● Female	1,379	
<i>Sex Ratio</i>	<i>99</i>	
Foreign	248	(8%)
● Male	220	
● Female	28	

Education


Highest Attainment



Employment



● Male	● Female	
●● 15 years and above	922	990
●● Labour Force	694	420
●● Employed	664	374
●● Unemployed	30	46
●● Outside Labour Force	228	570



L. Gan

Population 3,856

	Male	Female	Both		
Children <15yrs	614 ○	643 ●	1,257	Median Age	28
Working Age	1,059 ○	1,319 ●	2,378	Dependency Ratio	62
Elderly 65yrs+	116 ○	105 ●	221	Children <18yrs	1,457
				Density (per km ²)	634

L. Gan

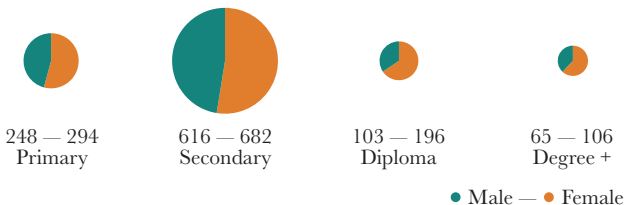
Population 4,815



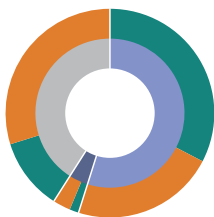
Maldivian	3,856	(80%)
● Male	1,789	
● Female	2,067	
Sex Ratio	87	
Foreign	959	(20%)
● Male	671	
● Female	288	

Education


Highest Attainment



Employment



● Male	● Female	
● 15 years and above	1,175	1,424
● Labour Force	885	649
● Employed	848	578
● Unemployed	37	71
● Outside Labour Force	290	775



L. Hithadhoo

Population 1,049

	Male	Female	Both		
Children <15yrs	153 ○	158 ●	311	Median Age	28
Working Age	326 ○	356 ●	682	Dependency Ratio	54
Elderly 65yrs+	24 ○	32 ●	56	Children <18yrs	380
				Density (per km ²)	996

L. Hithadhoo

Population 1,108



Maldivian	1,049	(95%)
● Male	503	
● Female	546	
<i>Sex Ratio</i>	92	
Foreign	59	(5%)
● Male	55	
● Female	4	

Education

Highest Attainment



107 — 117
Primary



166 — 188
Secondary



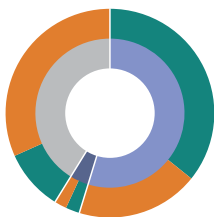
31 — 27
Diploma




14 — 21
Degree +

● Male — ● Female

Employment



● Male	● Female
●● 15 years and above	350 388
●● Labour Force	280 154
●● Employed	264 140
●● Unemployed	16 14
●● Outside Labour Force	70 234




L. Isdhoo

Population 858

	Male	Female	Both		
Children <15yrs	145 ○	126 ●	271	Median Age	29
Working Age	250 ○	290 ●	540	Dependency Ratio	59
Elderly 65yrs+	21 ○	26 ●	47	Children <18yrs	309
				Density (per km ²)	583

L. Isdhoo

Population 929



Maldivian	858	(92%)
Male	416	
Female	442	
<i>Sex Ratio</i>	94	
Foreign	71	(8%)
Male	67	
Female	4	

Education

Highest Attainment



68 — 71
Primary



132 — 160
Secondary



31 — 40
Diploma




15 — 20
Degree +

● Male — ● Female

Employment



	Male	Female
●●● 15 years and above	271	316
●●● Labour Force	206	123
●●● Employed	183	114
●●● Unemployed	23	9
●●● Outside Labour Force	65	193



L. Kalaidhoo

Population 589

	Male	Female	Both		
Children <15yrs	106 ○	84 ●	190	Median Age	27
Working Age	175 ○	190 ●	365	Dependency Ratio	61
Elderly 65yrs+	19 ○	15 ●	34	Children <18yrs	221
				Density (per km ²)	276

L. Kalaidhoo

Population 655



Maldivian	589	(90%)
● Male	300	
● Female	289	
<i>Sex Ratio</i>	104	
Foreign	66	(10%)
● Male	60	
● Female	6	

Education

Highest Attainment



40 — 34
Primary



99 — 103
Secondary



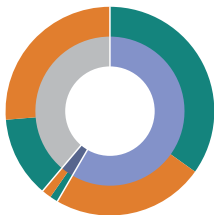
24 — 40
Diploma




5 — 10
Degree +

● Male — ● Female

Employment



● Male	● Female
●● 15 years and above	194 205
●● Labour Force	144 100
●● Employed	139 94
●● Unemployed	5 6
●● Outside Labour Force	50 105




L. Kunahandhoo

Population 581

	Male	Female	Both		
Children <15yrs	97 ○	81 ●	178	Median Age	31
Working Age	166 ○	192 ●	358	Dependency Ratio	62
Elderly 65yrs+	21 ○	24 ●	45	Children <18yrs	211
				Density (per km ²)	630

L. Kunahandhoo

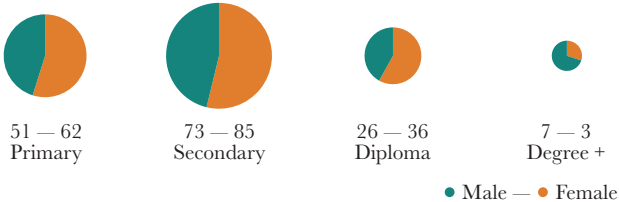
Population 601



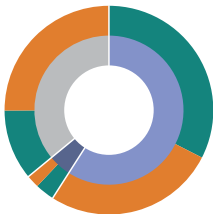
Maldivian	581	(97%)
● Male	284	
● Female	297	
<i>Sex Ratio</i>	96	
Foreign	20	(3%)
● Male	11	
● Female	9	

Education


Highest Attainment



Employment



● Male	● Female
●● 15 years and above	187 216
●● Labour Force	143 115
●● Employed	131 107
●● Unemployed	12 8
●● Outside Labour Force	44 101



L. Maabaidhoo

Population 495

	Male	Female	Both		
Children <15yrs	93 ○	84 ●	177	Median Age	28
Working Age	109 ○	172 ●	281	Dependency Ratio	76
Elderly 65yrs+	19 ○	18 ●	37	Children <18yrs	203
				Density (per km ²)	937

L. Maabaidhoo

Population 565



Maldivian	495	(88%)
● Male	221	
● Female	274	
<i>Sex Ratio</i>	81	
Foreign	70	(12%)
● Male	53	
● Female	17	

Education

Highest Attainment



48 — 56
Primary



50 — 92
Secondary



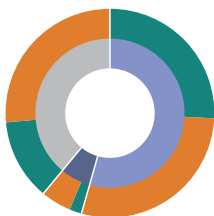
19 — 21
Diploma




2 — 11
Degree +

● Male — ● Female

Employment



	● Male	● Female
●● 15 years and above	128	190
●● Labour Force	88	106
●● Employed	82	91
●● Unemployed	6	15
●● Outside Labour Force	40	84



L. Maamendhoo

Population 787

	Male	Female	Both		
Children <15yrs	118 ○	115 ●	233	Median Age	31
Working Age	252 ○	252 ●	504	Dependency Ratio	56
Elderly 65yrs+	23 ○	27 ●	50	Children <18yrs	259
				Density (per km ²)	3,519

L. Maamendhoo

Population 879



Maldivian	787	(90%)
● Male	393	
● Female	394	
<i>Sex Ratio</i>	<i>100</i>	
Foreign	92	(10%)
● Male	82	
● Female	10	

Education

Highest Attainment



95 — 98
Primary



126 — 131
Secondary



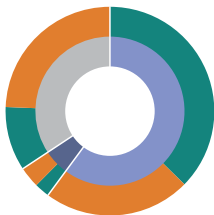
33 — 26
Diploma




12 — 17
Degree +

● Male — ● Female

Employment



● Male		● Female
●● 15 years and above	275	279
●● Labour Force	220	144
●● Employed	207	126
●● Unemployed	13	18
●● Outside Labour Force	55	135




L. Maavah

Population 1,312

	Male	Female	Both		
Children <15yrs	207 ○	191 ●	398	Median Age	31
Working Age	366 ○	462 ●	828	Dependency Ratio	58
Elderly 65yrs+	42 ○	44 ●	86	Children <18yrs	472
				Density (per km ²)	3,289

L. Maavah

Population 1,379



Maldivian	1,312	(95%)
● Male	615	
● Female	697	
<i>Sex Ratio</i>	<i>88</i>	
Foreign	67	(5%)
● Male	60	
● Female	7	

Education

Highest Attainment



129 — 131
Primary



176 — 242
Secondary



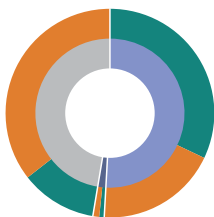
33 — 38
Diploma




8 — 19
Degree +

● Male — ● Female

Employment



● Male	● Female
●● 15 years and above	408 506
●● Labour Force	300 181
●● Employed	293 172
●● Unemployed	7 9
●● Outside Labour Force	108 325



L. Mundoo

Population 140

	Male	Female	Both		
Children <15yrs	16 ○	24 ●	40	Median Age	27
Working Age	52 ○	43 ●	95	Dependency Ratio	47
Elderly 65yrs+	5 ○	●	5	Children <18yrs	48
				Density (per km ²)	579

L. Mundo

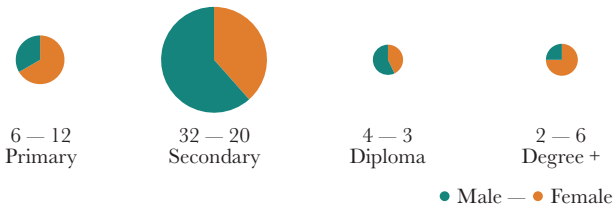
Population 176



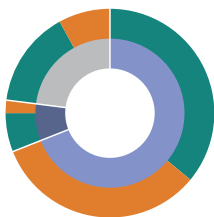
Maldivian	140	(80%)
● Male	73	
● Female	67	
<i>Sex Ratio</i>	<i>109</i>	
Foreign	36	(20%)
● Male	31	
● Female	5	

Education


Highest Attainment



Employment



	● Male	● Female
●● 15 years and above	57	43
●● Labour Force	42	35
●● Employed	36	33
●● Unemployed	6	2
●● Outside Labour Force	15	8



GA. Dhaandhoo

Population 857

	Male	Female	Both		
Children <15yrs	110 ○	109 ●	219	Median Age	32
Working Age	289 ○	268 ●	557	Dependency Ratio	54
Elderly 65yrs+	36 ○	45 ●	81	Children <18yrs	269
				Density (per km ²)	2,716

GA. Dhaandhoo

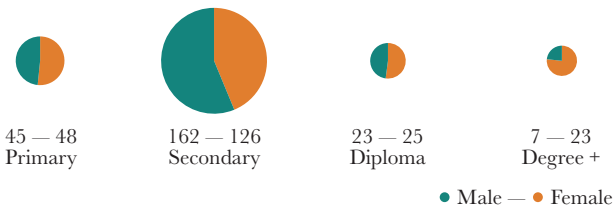
Population 1,044



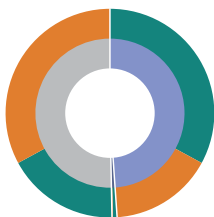
Maldivian	857	(82%)
● Male	435	
● Female	422	
<i>Sex Ratio</i>	103	
Foreign	187	(18%)
● Male	172	
● Female	15	

Education


Highest Attainment



Employment



● Male		● Female
●● 15 years and above	325	313
●● Labour Force	214	103
●● Employed	210	102
●● Unemployed	4	1
●● Outside Labour Force	111	210



GA. Dhevadhoo

Population 470

	Male	Female	Both		
Children <15yrs	61 ○	62 ●	123	Median Age	34
Working Age	160 ○	132 ●	292	Dependency Ratio	61
Elderly 65yrs+	35 ○	20 ●	55	Children <18yrs	143
				Density (per km ²)	2,025

GA. Dheevadhoo

Population 599



Maldivian	470	(78%)
● Male	256	
● Female	214	
<i>Sex Ratio</i>	120	
Foreign	129	(22%)
● Male	112	
● Female	17	

Education

Highest Attainment



60 — 50
Primary



85 — 51
Secondary



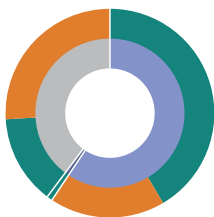
15 — 21
Diploma




3 — 9
Degree +

● Male — ● Female

Employment



● Male		● Female
●● 15 years and above	195	152
●● Labour Force	147	62
●● Employed	144	62
●● Unemployed	3	0
●● Outside Labour Force	48	90



GA. Gemanafushi

Population 1,194

	Male	Female	Both		
Children <15yrs	217 ○	188 ●	405	Median Age	27
Working Age	340 ○	370 ●	710	Dependency Ratio	68
Elderly 65yrs+	43 ○	36 ●	79	Children <18yrs	464
				Density (per km ²)	2,102

GA. Gemanafushi

Population 1,318



Maldivian	1,194	(91%)
● Male	600	
● Female	594	
<i>Sex Ratio</i>	<i>101</i>	
Foreign	124	(9%)
● Male	114	
● Female	10	

Education

Highest Attainment



76 — 77
Primary



184 — 213
Secondary



40 — 47
Diploma




27 — 31
Degree +

● Male — ● Female

Employment



● Male	● Female
●● 15 years and above	383 406
●● Labour Force	268 179
●● Employed	240 156
●● Unemployed	28 23
●● Outside Labour Force	115 227



GA. Kanduhulhadoo

Population 532

	Male	Female	Both		
Children <15yrs	87 ○	84 ●	171	Median Age	29
Working Age	159 ○	165 ●	324	Dependency Ratio	64
Elderly 65yrs+	24 ○	13 ●	37	Children <18yrs	192
				Density (per km ²)	1,646

GA. Kanduhulhudhoo

Population 619



Maldivian	532	(86%)
● Male	270	
● Female	262	
<i>Sex Ratio</i>	<i>103</i>	
Foreign	87	(14%)
● Male	76	
● Female	11	

Education

Highest Attainment



48 — 39
Primary



87 — 79
Secondary



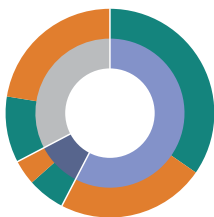
16 — 23
Diploma




8 — 14
Degree +

● Male — ● Female

Employment



● Male	● Female	
● 15 years and above	183	178
● Labour Force	146	97
● Employed	125	83
● Unemployed	21	14
● Outside Labour Force	37	81



GA. Kondey

Population 276

	Male	Female	Both		
Children <15yrs	38 ○	46 ●	84	Median Age	29
Working Age	78 ○	88 ●	166	Dependency Ratio	66
Elderly 65yrs+	16 ○	10 ●	26	Children <18yrs	95
				Density (per km ²)	231

GA. Kondey

Population 328



Maldivian	276	(84%)
• Male	132	
• Female	144	
<i>Sex Ratio</i>	92	
Foreign	52	(16%)
• Male	48	
• Female	4	

Education

Highest Attainment



27 — 33
Primary



43 — 45
Secondary



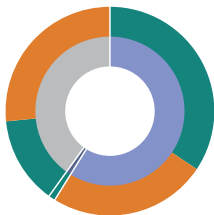
9 — 7
Diploma




3 — 3
Degree +

• Male — • Female

Employment



• Male	94	98
• Female	47	47
• 15 years and above	68	47
• Labour Force	66	47
• Employed	2	0
• Unemployed	26	51
• Outside Labour Force		



GA. Kolamaafushi

Population 522

	Male	Female	Both		
Children <15yrs	69 ○	61 ●	130	Median Age	35
Working Age	158 ○	174 ●	332	Dependency Ratio	57
Elderly 65yrs+	32 ○	28 ●	60	Children <18yrs	148
				Density (per km ²)	1,479

GA. Kolamaafushi

Population 636



Maldivian	522	(82%)
● Male	259	
● Female	263	
<i>Sex Ratio</i>	98	
Foreign	114	(18%)
● Male	95	
● Female	19	

Education

Highest Attainment



43 — 52
Primary



94 — 86
Secondary



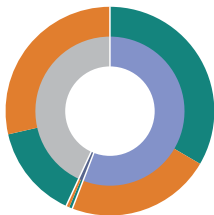
7 — 16
Diploma




3 — 14
Degree +

● Male — ● Female

Employment



● Male	● Female
●● 15 years and above	190 202
●● Labour Force	133 90
●● Employed	131 88
●● Unemployed	2 2
●● Outside Labour Force	57 112



GA. Maamendhoo

Population 1,090

	Male	Female	Both		
Children <15yrs	168 ○	159 ●	327	Median Age	28
Working Age	335 ○	346 ●	681	Dependency Ratio	60
Elderly 65yrs+	42 ○	40 ●	82	Children <18yrs	391
				Density (per km ²)	2,100

GA. Maamendhoo

Population 1,201



Maldivian	1,090	(91%)
● Male	545	
● Female	545	
<i>Sex Ratio</i>	<i>100</i>	
Foreign	111	(9%)
● Male	101	
● Female	10	

Education

Highest Attainment



114 — 114
Primary



195 — 187
Secondary



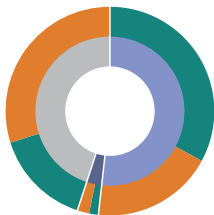
28 — 39
Diploma




22 — 27
Degree +

● Male — ● Female

Employment



	● Male	● Female
●● 15 years and above	377	386
●● Labour Force	262	158
●● Employed	251	144
●● Unemployed	11	14
●● Outside Labour Force	115	228



GA. Nilandhoo

Population 491

	Male	Female	Both		
Children <15yrs	66 ○	65 ●	131	Median Age	31
Working Age	162 ○	161 ●	323	Dependency Ratio	52
Elderly 65yrs+	24 ○	13 ●	37	Children <18yrs	159
				Density (per km ²)	802

GA. Nilandhoo

Population 545



Maldivian	491	(90%)
● Male	252	
● Female	239	
<i>Sex Ratio</i>	<i>105</i>	
Foreign	54	(10%)
● Male	46	
● Female	8	

Education

Highest Attainment



56 — 45
Primary



78 — 73
Secondary



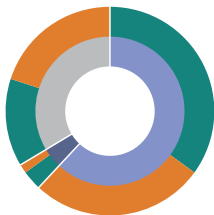
25 — 21
Diploma




5 — 13
Degree +

● Male — ● Female

Employment



● Male	● Female
●● 15 years and above	186 174
●● Labour Force	137 102
●● Employed	126 97
●● Unemployed	11 5
●● Outside Labour Force	49 72



GA. Villingili

Population 2,543

	Male	Female	Both		
Children <15yrs	407 ○	355 ●	762	Median Age	30
Working Age	777 ○	803 ●	1,580	Dependency Ratio	61
Elderly 65yrs+	105 ○	96 ●	201	Children <18yrs	889
				Density (per km ²)	2,287

GA. Villingili

Population 2,900



Maldivian	2,543	(88%)
• Male	1,289	
• Female	1,254	
<i>Sex Ratio</i>	<i>103</i>	
Foreign	357	(12%)
• Male	296	
• Female	61	

Education

Highest Attainment



194 — 204
Primary



454 — 439
Secondary



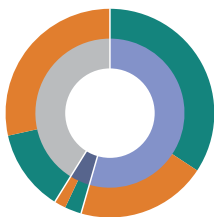
137 — 100
Diploma




49 — 120
Degree +

• Male — • Female

Employment



	• Male	• Female
••• 15 years and above	882	899
•• Labour Force	656	392
• Employed	610	360
• Unemployed	46	32
• Outside Labour Force	226	507



GDh. Fares-Maathodaa

Population 762

	Male	Female	Both		
Children <15yrs	111 ○	99 ●	210	Median Age	32
Working Age	213 ○	253 ●	466	Dependency Ratio	64
Elderly 65yrs+	52 ○	34 ●	86	Children <18yrs	235
				Density (per km ²)	1,564

GDh. Fares-Maathodaa

Population 858



Maldivian	762	(89%)
● Male	376	
● Female	386	
<i>Sex Ratio</i>	97	
Foreign	96	(11%)
● Male	87	
● Female	9	

Education

Highest Attainment



71 — 89
Primary



142 — 138
Secondary



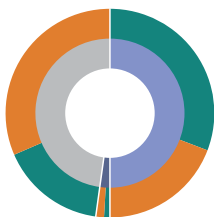
23 — 31
Diploma




2 — 16
Degree +

● Male — ● Female

Employment



	● Male	● Female
●● 15 years and above	265	287
●● Labour Force	175	113
●● Employed	170	106
●● Unemployed	5	7
●● Outside Labour Force	90	174



GDh. Fiyoaree

Population 552

	Male	Female	Both		
Children <15yrs	98 ○	84 ●	182	Median Age	32
Working Age	135 ○	166 ●	301	Dependency Ratio	83
Elderly 65yrs+	34 ○	35 ●	69	Children <18yrs	206
				Density (per km ²)	683

GDh. Fiyoaree

Population 637



Maldivian	552	(87%)
● Male	267	
● Female	285	
<i>Sex Ratio</i>	94	
Foreign	85	(13%)
● Male	74	
● Female	11	

Education

Highest Attainment



66 — 74
Primary



66 — 83
Secondary



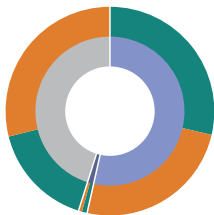
26 — 26
Diploma




3 — 11
Degree +

● Male — ● Female

Employment



● Male	● Female
●● 15 years and above	169 201
●● Labour Force	109 94
●● Employed	106 92
●● Unemployed	3 2
●● Outside Labour Force	60 107



GDh. Gadhdhoo

Population 1,251

	Male	Female	Both		
Children <15yrs	180 ○	172 ●	352	Median Age	32
Working Age	375 ○	384 ●	759	Dependency Ratio	65
Elderly 65yrs+	78 ○	62 ●	140	Children <18yrs	403
				Density (per km ²)	2,132

GDh. Gadhdhoo

Population 1,414



Maldivian	1,251	(88%)
● Male	633	
● Female	618	
<i>Sex Ratio</i>	102	
Foreign	163	(12%)
● Male	143	
● Female	20	

Education

Highest Attainment



123 — 109
Primary



170 — 149
Secondary



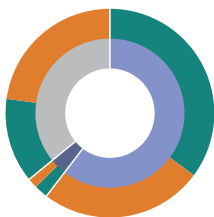
95 — 116
Diploma




12 — 32
Degree +

● Male — ● Female

Employment



● Male	● Female
●● 15 years and above	453 446
●● Labour Force	335 241
●● Employed	316 227
●● Unemployed	19 14
●● Outside Labour Force	118 205




GDh. Hoan'dehdhoo

Population 790

	Male	Female	Both		
Children <15yrs	146 ○	118 ●	264	Median Age	30
Working Age	224 ○	230 ●	454	Dependency Ratio	74
Elderly 65yrs+	34 ○	38 ●	72	Children <18yrs	304
				Density (per km ²)	712

GDh. Hoan'dehdhoo

Population 885



Maldivian	790	(89%)
● Male	404	
● Female	386	
<i>Sex Ratio</i>	<i>105</i>	
Foreign	95	(11%)
● Male	86	
● Female	9	

Education

Highest Attainment



92 — 88
Primary



104 — 100
Secondary



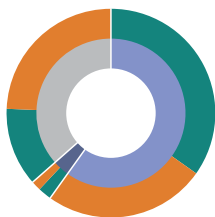
40 — 51
Diploma




12 — 22
Degree +

● Male — ● Female

Employment



	● Male	● Female
●● 15 years and above	258	268
●● Labour Force	194	140
●● Employed	183	132
●● Unemployed	11	8
●● Outside Labour Force	64	128




GDh. Madaveli

Population 1,145

	Male	Female	Both		
Children <15yrs	171 ○	183 ●	354	Median Age	30
Working Age	329 ○	339 ●	668	Dependency Ratio	71
Elderly 65yrs+	66 ○	57 ●	123	Children <18yrs	407
				Density (per km ²)	2,442

GDh. Madaveli

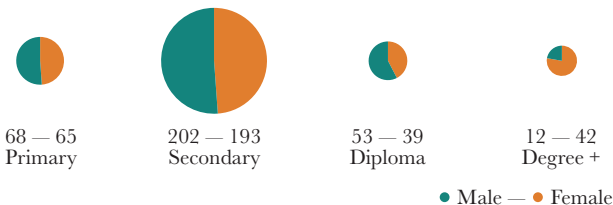
Population 1,219



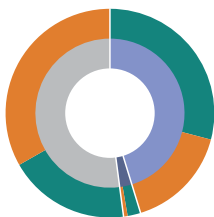
Maldivian	1,145	(94%)
● Male	566	
● Female	579	
<i>Sex Ratio</i>	98	
Foreign	74	(6%)
● Male	67	
● Female	7	

Education


Highest Attainment



Employment



● Male	● Female
●● 15 years and above	395 396
●● Labour Force	246 133
●● Employed	230 128
●● Unemployed	16 5
●● Outside Labour Force	149 263



GDh. Nadellaa

Population 542

	Male	Female	Both		
Children <15yrs	67 ○	61 ●	128	Median Age	30
Working Age	163 ○	196 ●	359	Dependency Ratio	51
Elderly 65yrs+	30 ○	25 ●	55	Children <18yrs	159
				Density (per km ²)	1,189

GDh. Nadellaa

Population 581



Maldivian	542	(93%)
● Male	260	
● Female	282	
<i>Sex Ratio</i>	92	
Foreign	39	(7%)
● Male	33	
● Female	6	

Education

Highest Attainment



32 — 33
Primary



94 — 109
Secondary



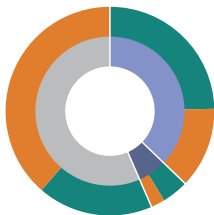
14 — 17
Diploma




1 — 4
Degree +

● Male — ● Female

Employment



	● Male	● Female
●● 15 years and above	193	221
●● Labour Force	119	61
●● Employed	102	52
●● Unemployed	17	9
●● Outside Labour Force	74	160



GDh. Rathafandhoo

Population 366

	Male	Female	Both		
Children <15yrs	48 ○	36 ●	84	Median Age	34
Working Age	114 ○	99 ●	213	Dependency Ratio	72
Elderly 65yrs+	36 ○	33 ●	69	Children <18yrs	97
				Density (per km ²)	893

GDh. Rathafandhoo

Population 431



Maldivian	366	(85%)
● Male	198	
● Female	168	
<i>Sex Ratio</i>	<i>118</i>	
Foreign	65	(15%)
● Male	55	
● Female	10	

Education

Highest Attainment



49 — 38
Primary



57 — 42
Secondary



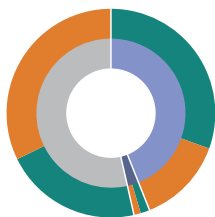
19 — 15
Diploma




6 — 13
Degree +

● Male — ● Female

Employment



● Male	● Female	
●● 15 years and above	150	132
●● Labour Force	90	41
●● Employed	86	38
●● Unemployed	4	3
●● Outside Labour Force	60	91



GDh. Thinadhoo

Population 5,369

	Male	Female	Both		
Children <15yrs	920 ○	862 ●	1,782	Median Age	28
Working Age	1,416 ○	1,849 ●	3,265	Dependency Ratio	64
Elderly 65yrs+	158 ○	164 ●	322	Children <18yrs	2,134
				Density (per km ²)	2,905

GDh. Thinadhoo

Population 6,217



Maldivian	5,369	(86%)
● Male	2,494	
● Female	2,875	
<i>Sex Ratio</i>	87	
Foreign	848	(14%)
● Male	736	
● Female	112	

Education

Highest Attainment



282 — 330
Primary



873 — 1,052
Secondary



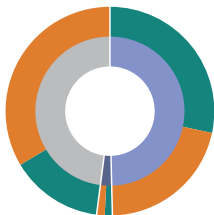
182 — 282
Diploma




78 — 191
Degree +

● Male — ● Female

Employment



● Male	● Female	
●● 15 years and above	1,574	2,013
●● Labour Force	1,059	808
●● Employed	1,017	763
●● Unemployed	42	45
●● Outside Labour Force	515	1,205



GDh. Vaadhoo

Population 445

	Male	Female	Both		
Children <15yrs	42 ○	48 ●	90	Median Age	32
Working Age	167 ○	139 ●	306	Dependency Ratio	45
Elderly 65yrs+	25 ○	24 ●	49	Children <18yrs	100
				Density (per km ²)	230

Population 516



Maldivian	445	(86%)
● Male	234	
● Female	211	
<i>Sex Ratio</i>	<i>111</i>	
Foreign	71	(14%)
● Male	64	
● Female	7	

Education

Highest Attainment



55 — 56
Primary



75 — 54
Secondary



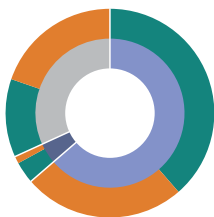
44 — 39
Diploma




8 — 7
Degree +

● Male — ● Female

Employment



● Male	● Female
●● 15 years and above	192 163
●● Labour Force	149 93
●● Employed	137 89
●● Unemployed	12 4
●● Outside Labour Force	43 70



Gn. Fuvahmulah

Population 7,907

	Male	Female	Both		
Children <15yrs	1,177 ○	1,181 ●	2,358	Median Age	30
Working Age	2,165 ○	2,686 ●	4,851	Dependency Ratio	63
Elderly 65yrs+	372 ○	326 ●	698	Children <18yrs	2,761
				Density (per km ²)	1,597

Gn. Fuvahmulah

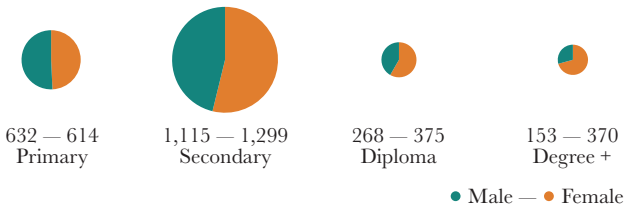
Population 9,177



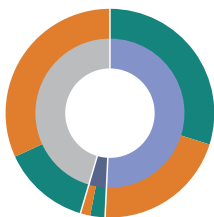
Maldivian	7,907	(86%)
● Male	3,714	
● Female	4,193	
<i>Sex Ratio</i>	89	
Foreign	1,270	(14%)
● Male	1,196	
● Female	74	

Education


Highest Attainment



Employment



● Male	● Female
●● 15 years and above	2,537 3,012
●● Labour Force	1,783 1,245
●● Employed	1,656 1,160
●● Unemployed	127 85
●● Outside Labour Force	754 1,767



S. Feydhoo

Population 3,057

	Male	Female	Both		
Children <15yrs	406 ○	369 ●	775	Median Age	35
Working Age	895 ○	1,086 ●	1,981	Dependency Ratio	54
Elderly 65yrs+	150 ○	151 ●	301	Children <18yrs	914
				Density (per km ²)	2,499

S. Feydhoo

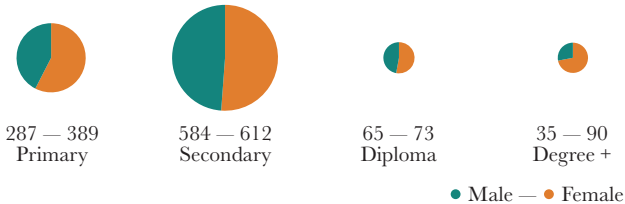
Population 4,289



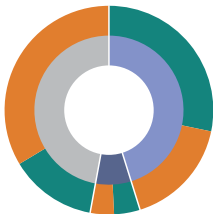
Maldivian	3,057	(71%)
● Male	1,451	
● Female	1,606	
<i>Sex Ratio</i>	90	
Foreign	1,232	(29%)
● Male	1,186	
● Female	46	

Education


Highest Attainment



Employment



● 15 years and above	1,045	1,237
● Labour Force	737	470
● Employed	645	386
● Unemployed	92	84
● Outside Labour Force	308	767



S. Hithadhoo

Population 11,086

	Male	Female	Both		
Children <15yrs	1,549 ○	1,446 ●	2,995	Median Age	30
Working Age	3,308 ○	3,887 ●	7,195	Dependency Ratio	54
Elderly 65yrs+	423 ○	473 ●	896	Children <18yrs	3,560
				Density (per km ²)	2,011

S. Hithadhoo

Population 13,759



Maldivian	11,086	(81%)
● Male	5,280	
● Female	5,806	
<i>Sex Ratio</i>	<i>91</i>	
Foreign	2,673	(19%)
● Male	2,478	
● Female	195	

Education

Highest Attainment



842 — 967
Primary



1,982 — 2,147
Secondary



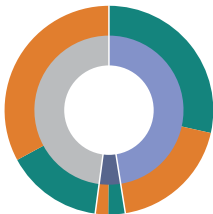
310 — 370
Diploma




219 — 446
Degree +

● Male — ● Female

Employment



● Male	● Female
●● 15 years and above	3,731 4,360
●● Labour Force	2,519 1,697
●● Employed	2,307 1,535
●● Unemployed	212 162
●● Outside Labour Force	1,212 2,663



S. Hulhudhoo

Population 999

	Male	Female	Both		
Children <15yrs	116 ○	102 ●	218	Median Age	37
Working Age	319 ○	320 ●	639	Dependency Ratio	56
Elderly 65yrs+	79 ○	63 ●	142	Children <18yrs	259
				Density (per km ²)	740

S. Hulhudhoo

Population 1,182



Maldivian	999	(85%)
● Male	514	
● Female	485	
<i>Sex Ratio</i>	106	
Foreign	183	(15%)
● Male	173	
● Female	10	

Education

Highest Attainment



125 — 108
Primary



184 — 166
Secondary



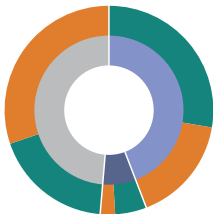
24 — 47
Diploma




13 — 14
Degree +

● Male — ● Female

Employment



	● Male	● Female
●● 15 years and above	398	383
●● Labour Force	254	147
●● Employed	216	129
●● Unemployed	38	18
●● Outside Labour Force	144	236



S. Maradhoo

Population 2,210

	Male	Female	Both		
Children <15yrs	310 ○	293 ●	603	Median Age	33
Working Age	668 ○	751 ●	1,419	Dependency Ratio	56
Elderly 65yrs+	87 ○	101 ●	188	Children <18yrs	712
				Density (per km ²)	3,675

S. Maradhoo

Population 2,542



Maldivian	2,210	(87%)
● Male	1,065	
● Female	1,145	
<i>Sex Ratio</i>	93	
Foreign	332	(13%)
● Male	302	
● Female	30	

Education

Highest Attainment



191 — 205
Primary



374 — 369
Secondary



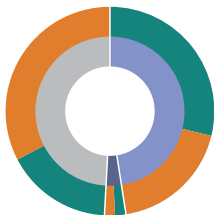
82 — 95
Diploma




43 — 98
Degree +

● Male — ● Female

Employment



	● Male	● Female
●● 15 years and above	755	852
●● Labour Force	490	327
●● Employed	463	301
●● Unemployed	27	26
●● Outside Labour Force	265	525



S. Maradhoo-Feydhoo

Population 1,248

	Male	Female	Both		
Children <15yrs	159 ○	181 ●	340	Median Age	31
Working Age	353 ○	457 ●	810	Dependency Ratio	54
Elderly 65yrs+	52 ○	46 ●	98	Children <18yrs	407
				Density (per km ²)	3,641

S. Maradhoo-Feydhoo

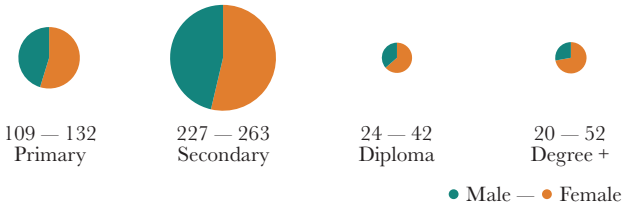
Population 1,398



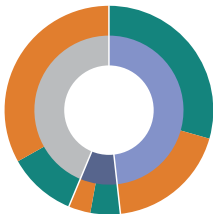
Maldivian	1,248	(89%)
● Male	564	
● Female	684	
<i>Sex Ratio</i>	82	
Foreign	150	(11%)
● Male	111	
● Female	39	

Education


Highest Attainment



Employment



● Male	● Female
●● 15 years and above	405 503
●● Labour Force	309 202
●● Employed	267 171
●● Unemployed	42 31
●● Outside Labour Force	96 301




S. Meedhoo

Population 1,743

	Male	Female	Both		
Children <15yrs	237 ○	217 ●	454	Median Age	34
Working Age	507 ○	605 ●	1,112	Dependency Ratio	57
Elderly 65yrs+	91 ○	86 ●	177	Children <18yrs	541
				Density (per km ²)	928

S. Meedhoo

Population 1,892



Maldivian	1,743	(92%)
● Male	835	
● Female	908	
<i>Sex Ratio</i>	92	
Foreign	149	(8%)
● Male	140	
● Female	9	

Education

Highest Attainment



168 — 194
Primary



322 — 324
Secondary



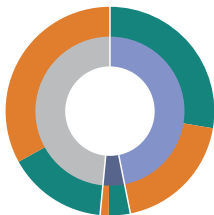
37 — 59
Diploma




16 — 57
Degree +

● Male — ● Female

Employment



● Male	● Female
●● 15 years and above	598 691
●● Labour Force	399 265
●● Employed	356 248
●● Unemployed	43 17
●● Outside Labour Force	199 426



North Thiladhunmathi (HA)

Population 13,341

	Male	Female	Both		
Children <15yrs	2,275 ○	2,148 ●	4,423	Median Age	30
Working Age	3,435 ○	4,522 ●	7,957	Dependency Ratio	68
Elderly 65yrs+	498 ○	463 ●	961	Children <18yrs	4,991
				Fertility Rate	1.9

North Thiladhunmathi (HA)

Population 14,623



Maldivian	13,341	(91%)
● Male	6,208	
● Female	7,133	
<i>Sex Ratio</i>	87	
Foreign	1,282	(9%)
● Male	1,108	
● Female	174	

Education

Highest Attainment



1,232 — 1,327
Primary



1,533 — 2,038
Secondary



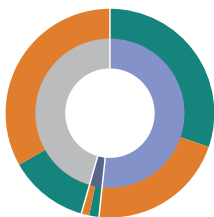
462 — 599
Diploma




180 — 301
Degree +

● Male — ● Female

Employment



● Male	● Female	
● 15 years and above	3,933	4,985
● Labour Force	2,830	2,023
● Employed	2,696	1,913
● Unemployed	134	110
● Outside Labour Force	1,103	2,962



South Thiladhunmathi (HDh)

Population 20,230

	Male	Female	Both		
Children <15yrs	3,419 ○	3,292 ●	6,711	Median Age	28
Working Age	5,044 ○	7,174 ●	12,218	Dependency Ratio	66
Elderly 65yrs+	674 ○	627 ●	1,301	Children <18yrs	7,731
				Fertility Rate	1.4

South Thiladhunmathi (HDh)

Population 22,440



Maldivian	20,230	(90%)
● Male	9,137	
● Female	11,093	
Sex Ratio	82	
Foreign	2,210	(10%)
● Male	1,870	
● Female	340	

Education

Highest Attainment



1,548 — 1,786
Primary



2,372 — 3,369
Secondary



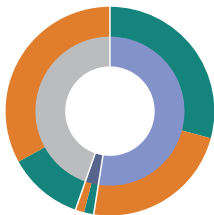
833 — 1,077
Diploma




264 — 519
Degree +

● Male — ● Female

Employment



● Male	● Female	
● 15 years and above	5,718	7,801
● Labour Force	4,148	3,335
● Employed	3,945	3,151
● Unemployed	203	184
● Outside Labour Force	1,570	4,466



North Miladhunmadulu (Sh)

Population 12,687

	Male	Female	Both		
Children <15yrs	2,171 ○	2,045 ●	4,216	Median Age	29
Working Age	3,224 ○	4,450 ●	7,674	Dependency Ratio	65
Elderly 65yrs+	430 ○	367 ●	797	Children <18yrs	4,873
				Fertility Rate	1.6

North Miladhunmadulu (Sh)

Population 13,698



Maldivian	12,687	(93%)
● Male	5,825	
● Female	6,862	
<i>Sex Ratio</i>	85	
Foreign	1,011	(7%)
● Male	871	
● Female	140	

Education

Highest Attainment



964 — 1,123
Primary



1,441 — 2,038
Secondary



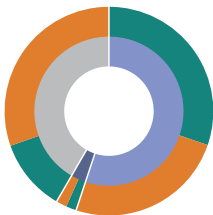
468 — 569
Diploma




195 — 248
Degree +

● Male — ● Female

Employment



● Male	● Female	
● 15 years and above	3,654	4,817
● Labour Force	2,700	2,243
● Employed	2,564	2,103
● Unemployed	136	140
● Outside Labour Force	954	2,574



South Miladhunmadulu (N)

Population 11,202

	Male	Female	Both		
Children <15yrs	1,832 ○	1,754 ●	3,586	Median Age	29
Working Age	3,009 ○	3,905 ●	6,914	Dependency Ratio	62
Elderly 65yrs+	375 ○	327 ●	702	Children <18yrs	4,141
				Fertility Rate	1.3

South Miladhunmadulu (N)

Population 12,503



Maldivian	11,202	(90%)
● Male	5,216	
● Female	5,986	
<i>Sex Ratio</i>	87	
Foreign	1,301	(10%)
● Male	1,152	
● Female	149	

Education

Highest Attainment



920 — 1,091
Primary



1,472 — 1,754
Secondary



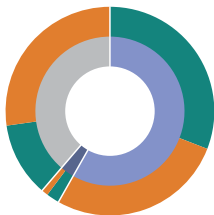
462 — 563
Diploma




151 — 270
Degree +

● Male — ● Female

Employment



● Male	● Female
● 15 years and above	3,384 4,232
● Labour Force	2,506 2,159
● Employed	2,352 2,081
● Unemployed	154 78
● Outside Labour Force	878 2,073



North Maalhosmadulu (R)

Population 16,006

	Male	Female	Both		
Children <15yrs	2,640 ○	2,517 ●	5,157	Median Age	29
Working Age	4,567 ○	5,267 ●	9,834	Dependency Ratio	63
Elderly 65yrs+	537 ○	478 ●	1,015	Children <18yrs	5,928
				Fertility Rate	1.9

North Maalhosmadulu (R)

Population 17,581



Maldivian	16,006	(91%)
● Male	7,744	
● Female	8,262	
<i>Sex Ratio</i>	94	
Foreign	1,575	(9%)
● Male	1,357	
● Female	218	

Education

Highest Attainment



1,413 — 1,429
Primary



2,356 — 2,643
Secondary



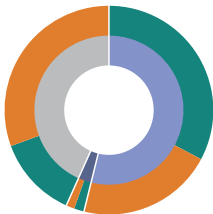
438 — 561
Diploma




224 — 305
Degree +

● Male — ● Female

Employment



● Male	● Female	
● 15 years and above	5,104	5,745
● Labour Force	3,725	2,426
● Employed	3,557	2,285
● Unemployed	168	141
● Outside Labour Force	1,379	3,319



South Maalhosmadulu (B)

Population 9,162

	Male	Female	Both		
Children <15yrs	1,450 ○	1,419 ●	2,869	Median Age	30
Working Age	2,583 ○	3,101 ●	5,684	Dependency Ratio	61
Elderly 65yrs+	336 ○	273 ●	609	Children <18yrs	3,348
				Fertility Rate	1.8

South Maalhosmadulu (B)

Population 10,631



Maldivian	9,162	(86%)
● Male	4,369	
● Female	4,793	
Sex Ratio	91	
Foreign	1,469	(14%)
● Male	1,249	
● Female	220	

Education

Highest Attainment



827 — 902
Primary



1,412 — 1,423
Secondary



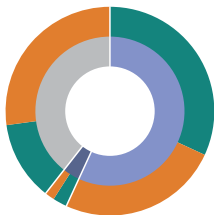
308 — 457
Diploma




120 — 261
Degree +

● Male — ● Female

Employment



● Male	● Female	
● 15 years and above	2,919	3,374
● Labour Force	2,145	1,666
● Employed	2,006	1,572
● Unemployed	139	94
● Outside Labour Force	774	1,708



Faadhippolhu (Lh)

Population 7,954

	Male	Female	Both		
Children <15yrs	1,211 ○	1,189 ●	2,400	Median Age	30
Working Age	2,220 ○	2,856 ●	5,076	Dependency Ratio	57
Elderly 65yrs+	275 ○	203 ●	478	Children <18yrs	2,749
				Fertility Rate	1.7

Faadhippolhu (Lh)

Population 8,992



Maldivian	7,954	(88%)
● Male	3,706	
● Female	4,248	
<i>Sex Ratio</i>	87	
Foreign	1,038	(12%)
● Male	878	
● Female	160	

Education

Highest Attainment



793 — 737
Primary



1,030 — 1,328
Secondary



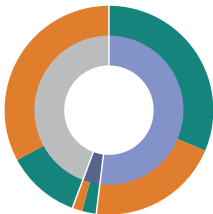
261 — 317
Diploma




74 — 175
Degree +

● Male — ● Female

Employment



● Male	● Female	
● 15 years and above	2,495	3,059
● Labour Force	1,862	1,231
● Employed	1,741	1,144
● Unemployed	121	87
● Outside Labour Force	633	1,828



Male' Atoll (K)

Population 13,512

	Male	Female	Both		
Children <15yrs	1,917 ○	1,712 ●	3,629	Median Age	30
Working Age	5,442 ○	3,878 ●	9,320	Dependency Ratio	45
Elderly 65yrs+	307 ○	256 ●	563	Children <18yrs	4,175
				Fertility Rate	2.1

Male' Atoll (K)

Population 17,749



Maldivian	13,512	(76%)
• Male	7,666	
• Female	5,846	
<i>Sex Ratio</i>	131	
Foreign	4,237	(24%)
• Male	3,845	
• Female	392	

Education

Highest Attainment



1,446 — 977
Primary



3,029 — 1,803
Secondary



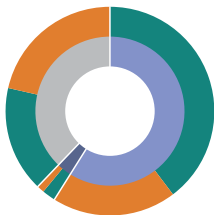
495 — 556
Diploma




145 — 195
Degree +

• Male — • Female

Employment



• Male	5,749	4,134
• Female	4,127	2,015
• 15 years and above	3,922	1,902
• Labour Force	205	113
• Employed	1,622	2,119
• Unemployed		
• Outside Labour Force		



North Ari Atoll (AA)

Population 6,776

	Male	Female	Both		
Children <15yrs	1,168 ○	1,091 ●	2,259	Median Age	28
Working Age	2,105 ○	2,076 ●	4,181	Dependency Ratio	62
Elderly 65yrs+	185 ○	151 ●	336	Children <18yrs	2,591
				Fertility Rate	2.0

North Ari Atoll (AA)

Population 8,017



Maldivian	6,776	(85%)
● Male	3,458	
● Female	3,318	
<i>Sex Ratio</i>	104	
Foreign	1,241	(15%)
● Male	1,068	
● Female	173	

Education

Highest Attainment



549 — 519
Primary



1,005 — 879
Secondary



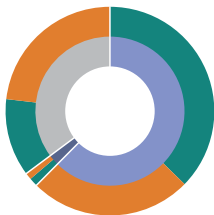
317 — 351
Diploma




90 — 134
Degree +

● Male — ● Female

Employment



● Male		● Female
●● 15 years and above	2,290	2,227
●● Labour Force	1,746	1,181
●● Employed	1,686	1,134
●● Unemployed	60	47
●● Outside Labour Force	544	1,046



South Ari Atoll (ADh)

Population 8,540

	Male	Female	Both		
Children <15yrs	1,442 ○	1,325 ●	2,767	Median Age	29
Working Age	2,487 ○	2,778 ●	5,265	Dependency Ratio	62
Elderly 65yrs+	283 ○	225 ●	508	Children <18yrs	3,147
				Fertility Rate	1.7

South Ari Atoll (ADh)

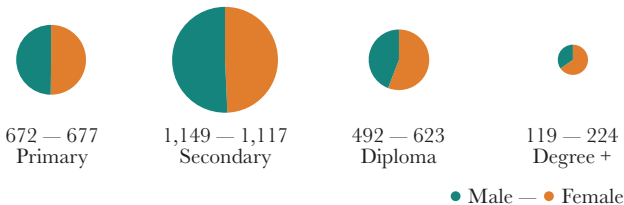
Population 10,540



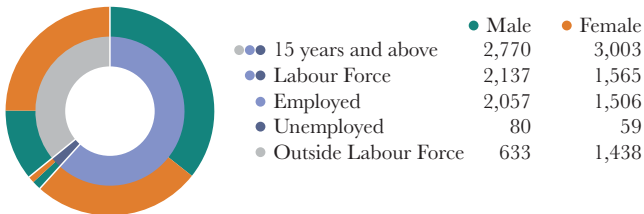
Maldivian	8,540	(81%)
● Male	4,212	
● Female	4,328	
<i>Sex Ratio</i>	97	
Foreign	2,000	(19%)
● Male	1,830	
● Female	170	


Education

Highest Attainment



Employment





Felidhu Atoll (V)

Population 1,453

	Male	Female	Both		
Children <15yrs	209 ○	201 ●	410	Median Age	33
Working Age	489 ○	444 ●	933	Dependency Ratio	56
Elderly 65yrs+	65 ○	45 ●	110	Children <18yrs	449
				Fertility Rate	1.7

Felidhu Atoll (V)

Population 1,995



Maldivian	1,453	(73%)
● Male	763	
● Female	690	
<i>Sex Ratio</i>	<i>111</i>	
Foreign	542	(27%)
● Male	477	
● Female	65	

Education

Highest Attainment



120 — 102
Primary



216 — 163
Secondary



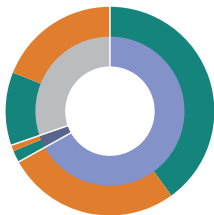
96 — 76
Diploma




21 — 39
Degree +

● Male — ● Female

Employment



● Male	● Female
●● 15 years and above	554 489
●● Labour Force	436 291
●● Employed	417 281
●● Unemployed	19 10
●● Outside Labour Force	118 198



Mulakatholhu (M)

Population 4,751

	Male	Female	Both		
Children <15yrs	720 ○	667 ●	1,387	Median Age	33
Working Age	1,423 ○	1,589 ●	3,012	Dependency Ratio	58
Elderly 65yrs+	185 ○	167 ●	352	Children <18yrs	1,601
				Fertility Rate	1.7

Mulakatholhu (M)

Population 5,490



Maldivian	4,751	(87%)
● Male	2,328	
● Female	2,423	
<i>Sex Ratio</i>	96	
Foreign	739	(13%)
● Male	613	
● Female	126	

Education

Highest Attainment



485 — 507
Primary



664 — 712
Secondary



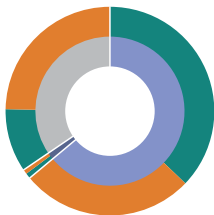
218 — 253
Diploma



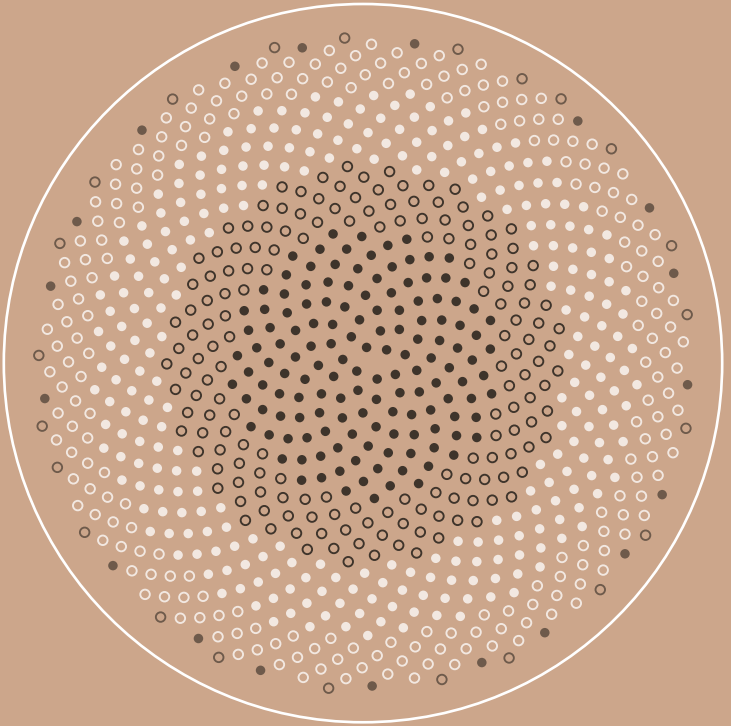
62 — 95
Degree +

● Male — ● Female

Employment



● Male		● Female
●● 15 years and above	1,608	1,756
●● Labour Force	1,278	925
●● Employed	1,250	901
●● Unemployed	28	24
●● Outside Labour Force	330	831




North Nilandhe Atoll (F)

Population 4,458

	Male	Female	Both		
Children <15yrs	876 ○	756 ●	1,632	Median Age	27
Working Age	1,130 ○	1,472 ●	2,602	Dependency Ratio	71
Elderly 65yrs+	121 ○	103 ●	224	Children <18yrs	1,870
				Fertility Rate	2.2

North Nilandhe Atoll (F)

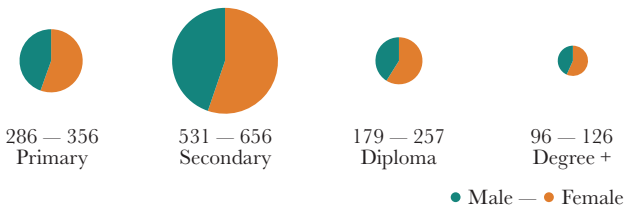
Population 4,869



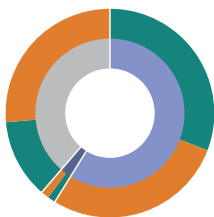
Maldivian	4,458	(92%)
● Male	2,127	
● Female	2,331	
Sex Ratio	91	
Foreign	411	(8%)
● Male	359	
● Female	52	

Education

Highest Attainment

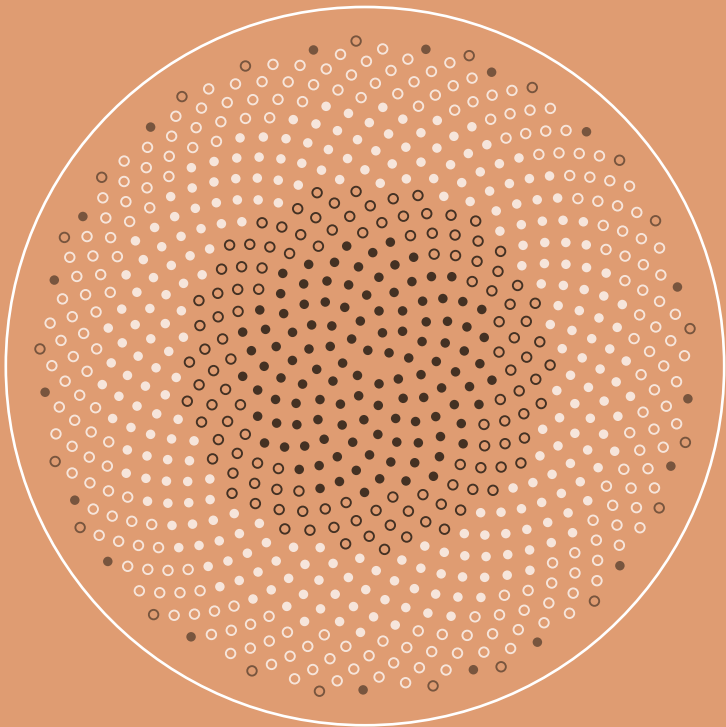


Employment



● 15 years and above	1,251	1,575
● Labour Force	904	829
● Employed	870	793
● Unemployed	34	36
● Outside Labour Force	347	746

● Male ● Female




South Nilandhe Atoll (Dh)

Population 5,673

	Male	Female	Both		
Children <15yrs	896 ○	887 ●	1,783	Median Age	29
Working Age	1,667 ○	1,921 ●	3,588	Dependency Ratio	58
Elderly 65yrs+	166 ○	136 ●	302	Children <18yrs	2,080
				Fertility Rate	1.3

South Nilandhe Atoll (Dh)

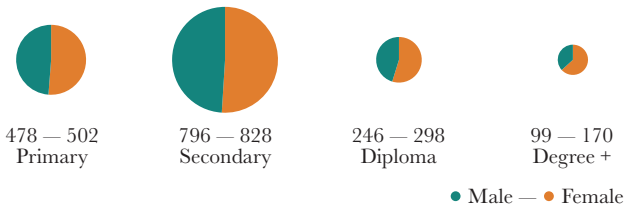
Population 6,637



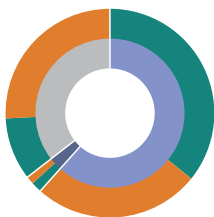
Maldivian	5,673	(85%)
● Male	2,729	
● Female	2,944	
<i>Sex Ratio</i>	93	
Foreign	964	(15%)
● Male	826	
● Female	138	

Education


Highest Attainment



Employment



● Male	● Female
●● 15 years and above	1,833 2,057
●● Labour Force	1,456 1,053
●● Employed	1,392 1,005
●● Unemployed	64 48
●● Outside Labour Force	377 1,004



Kolhumadulu (Th)

Population 9,148

	Male	Female	Both		
Children <15yrs	1,503 ○	1,430 ●	2,933	Median Age	30
Working Age	2,624 ○	2,997 ●	5,621	Dependency Ratio	63
Elderly 65yrs+	299 ○	295 ●	594	Children <18yrs	3,378
				Fertility Rate	1.7

Kolhumadulu (Th)

Population 10,260



Maldivian	9,148	(89%)
● Male	4,426	
● Female	4,722	
<i>Sex Ratio</i>	<i>94</i>	
Foreign	1,112	(11%)
● Male	970	
● Female	142	

Education

Highest Attainment



791 — 884
Primary



1,316 — 1,303
Secondary



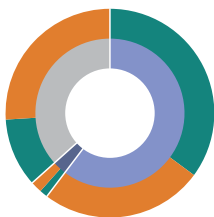
345 — 473
Diploma




116 — 215
Degree +

● Male — ● Female

Employment



● Male	● Female
●● 15 years and above	2,923 3,292
●● Labour Force	2,261 1,677
●● Employed	2,182 1,567
●● Unemployed	79 110
●● Outside Labour Force	662 1,615



Hadhdhunmathi (L)

Population 12,972

	Male	Female	Both		
Children <15yrs	2,075 ○	1,984 ●	4,059	Median Age	29
Working Age	3,722 ○	4,385 ●	8,107	Dependency Ratio	60
Elderly 65yrs+	428 ○	378 ●	806	Children <18yrs	4,753
				Fertility Rate	2.1

Hadhdhunmathi (L)

Population 14,699



Maldivian	12,972	(88%)
● Male	6,225	
● Female	6,747	
<i>Sex Ratio</i>	92	
Foreign	1,727	(12%)
● Male	1,339	
● Female	388	

Education

Highest Attainment



1,030 — 1,103
Primary



1,827 — 1,957
Secondary



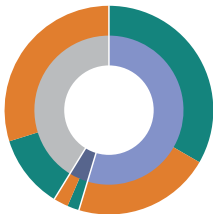
453 — 604
Diploma




178 — 320
Degree +

● Male — ● Female

Employment



● Male	● Female	
● 15 years and above	4,150	4,763
● Labour Force	3,133	2,105
● Employed	2,969	1,902
● Unemployed	164	203
● Outside Labour Force	1,017	2,658



North Huvadhu Atoll (GA)

Population 7,975

	Male	Female	Both		
Children <15yrs	1,223 ○	1,129 ●	2,352	Median Age	30
Working Age	2,458 ○	2,507 ●	4,965	Dependency Ratio	61
Elderly 65yrs+	357 ○	301 ●	658	Children <18yrs	2,750
				Fertility Rate	2.1

North Huvadhu Atoll (GA)

Population 9,190



Maldivian	7,975	(87%)
● Male	4,038	
● Female	3,937	
<i>Sex Ratio</i>	<i>103</i>	
Foreign	1,215	(13%)
● Male	1,060	
● Female	155	

Education

Highest Attainment



663 — 662
Primary



1,263 — 1,112
Secondary



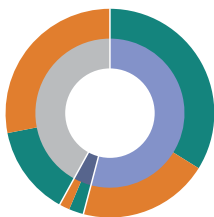
300 — 299
Diploma




127 — 254
Degree +

● Male — ● Female

Employment



● Male	● Female	
● 15 years and above	2,815	2,808
● Labour Force	2,031	1,230
● Employed	1,903	1,139
● Unemployed	128	91
● Outside Labour Force	784	1,578



South Huvadhu Atoll (GDh)

Population 11,222

	Male	Female	Both		
Children <15yrs	1,783 ○	1,663 ●	3,446	Median Age	30
Working Age	3,136 ○	3,655 ●	6,791	Dependency Ratio	65
Elderly 65yrs+	513 ○	472 ●	985	Children <18yrs	4,045
				Fertility Rate	1.7

South Huvadhu Atoll (GDh)

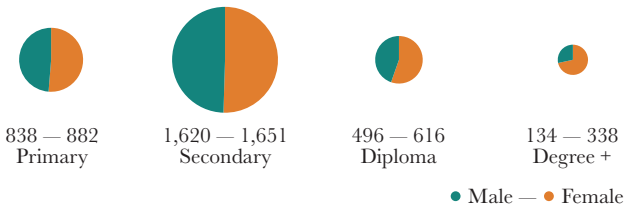
Population 12,758



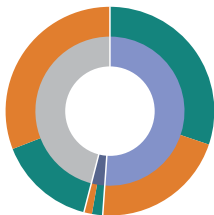
Maldivian	11,222	(88%)
● Male	5,432	
● Female	5,790	
<i>Sex Ratio</i>	94	
Foreign	1,536	(12%)
● Male	1,345	
● Female	191	

Education


Highest Attainment



Employment



● Male	● Female	
● 15 years and above	3,649	4,127
● Labour Force	2,476	1,724
● Employed	2,347	1,627
● Unemployed	129	97
● Outside Labour Force	1,173	2,403



Gnaviyani (Gn)

Population 7,907

	Male	Female	Both		
Children <15yrs	1,177 ○	1,181 ●	2,358	Median Age	30
Working Age	2,165 ○	2,686 ●	4,851	Dependency Ratio	63
Elderly 65yrs+	372 ○	326 ●	698	Children <18yrs	2,761
				Fertility Rate	2.2

Gnaviyani (Gn)

Population 9,177



Maldivian	7,907	(86%)
● Male	3,714	
● Female	4,193	
<i>Sex Ratio</i>	89	

Foreign	1,270	(14%)
● Male	1,196	
● Female	74	

Education

Highest Attainment



632 — 614
Primary



1,045 — 1,183
Secondary



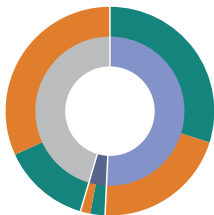
268 — 375
Diploma




153 — 370
Degree +

● Male — ● Female

Employment



	● Male	● Female
●● 15 years and above	2,537	3,012
●● Labour Force	1,783	1,245
●● Employed	1,656	1,160
●● Unemployed	127	85
●● Outside Labour Force	754	1,767



Addu (S)

Population 20,343

	Male	Female	Both		
Children <15yrs	2,777 ○	2,608 ●	5,385	Median Age	32
Working Age	6,050 ○	7,106 ●	13,156	Dependency Ratio	55
Elderly 65yrs+	882 ○	920 ●	1,802	Children <18yrs	6,393
				Fertility Rate	1.5

Addu (S)

Population 25,062



Maldivian	20,343	(81%)
● Male	9,709	
● Female	10,634	
Sex Ratio	91	
Foreign	4,719	(19%)
● Male	4,390	
● Female	329	

Education

Highest Attainment



1,722 — 1,995
Primary



3,383 — 3,503
Secondary



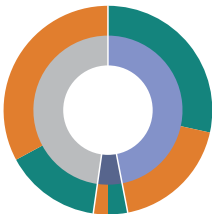
542 — 686
Diploma




346 — 757
Degree +

● Male — ● Female

Employment



● Male	● Female	
● 15 years and above	6,932	8,026
● Labour Force	4,708	3,108
● Employed	4,254	2,770
● Unemployed	454	338
● Outside Labour Force	2,224	4,916



Resorts & Industrial Islands

Population 17,140

	Male	Female	Both		
Children <15yrs	6 ○	4 ●	10	Median Age	32
Working Age	16,137 ○	940 ●	17,077	Dependency Ratio	0.4
Elderly 65yrs+	52 ○	1 ●	53	Children <18yrs	153

Resorts & Industrial Islands

Population 66,313



Maldivian	17,140	(26%)
● Male	16,195	
● Female	945	
<i>Sex Ratio</i>	1,714	

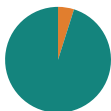
Foreign	49,173	(74%)
● Male	44,070	
● Female	5,103	

Education

Highest Attainment



1,652 — 28
Primary



12,158 — 625
Secondary



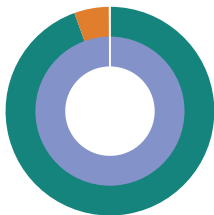
1,802 — 173
Diploma




498 — 109
Degree +

● Male — ● Female

Employment



● Male	● Female
● 15 years and above	16,189 941
● Labour Force	16,181 940
● Employed	16,181 940
● Unemployed	0 0
● Outside Labour Force	8 1



Male'

Population 160,187

	Male	Female	Both		
Children <15yrs	19,245 ○	18,491 ●	37,736	Median Age	30
Working Age	56,900 ○	58,852 ●	115,752	Dependency Ratio	38
Elderly 65yrs+	3,190 ○	3,509 ●	6,699	Children <18yrs	45,252
				Fertility Rate	1.6

Male'

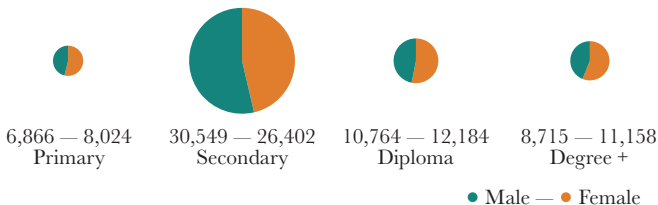
Population 211,908



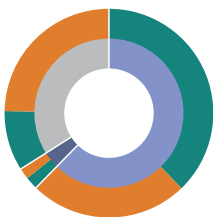
Maldivian	160,187	(76%)
● Male	79,335	
● Female	80,852	
<i>Sex Ratio</i>	98	
Foreign	51,721	(24%)
● Male	45,559	
● Female	6,162	

Education

Highest Attainment



Employment



● Male	● Female	
● 15 years and above	60,090	62,361
● Labour Force	48,690	32,140
● Employed	46,256	30,051
● Unemployed	2,434	2,089
● Outside Labour Force	11,400	30,221