




**No. of pages (including covers):** 12 pages

**Size:** 148mm x 148mm

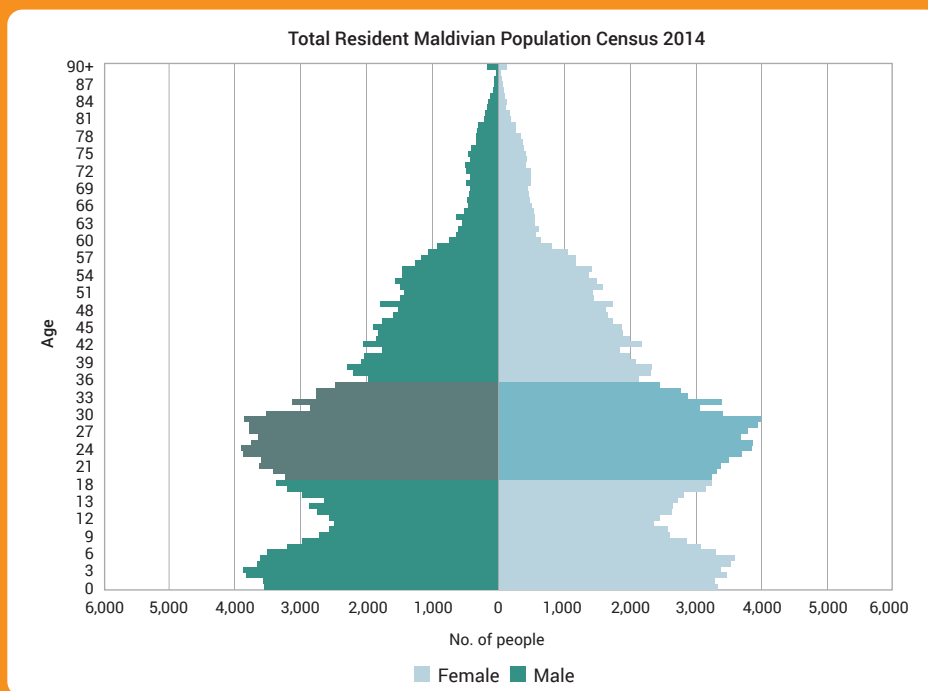
**Paper:** 250 gsm - Matte Art paper

**Printing:** Double side Color

**Finishing:** Spot Laminated on Matte Art paper, round corners,  
1 inch ring on the left side,  
trimmed to size : 148mm x 148mm

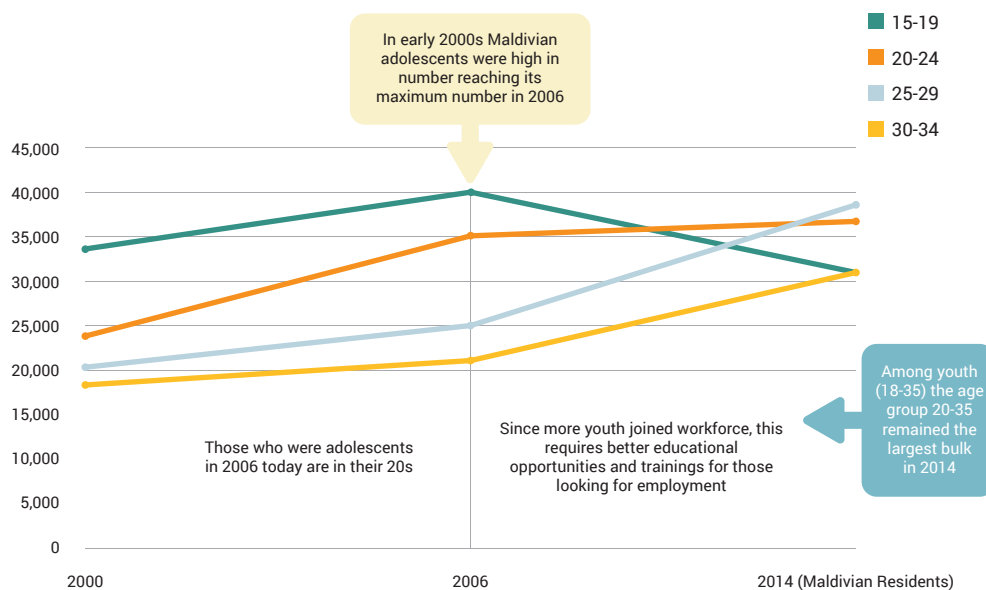


Youth represent 37 % of our population  
(18-35 years)



## Demographics

- Those aged 20-35 years remain the largest bulk of the youth population
- One third of the youth population lives in Male'



## Education

- Majority of Youth remain in school until ages 17-18
- Literacy rate in both Dhivehi and English are higher for youth aged 15-24
- In Male', 17 % of males and 12 % of females aged 25-34 do not hold a certificate. This is true to 38 % of males and 33% of females in the Atolls



## Youth Not in Education, Employment or Training (NEET)

- Youth who are neither in employment nor in education or training are known as NEET
- 27% of females and males aged 15-19 are NEET
- NEET is higher for females aged 20 years, especially in the Atolls

Female  
&  
Male

27%

## Marriage and fertility

- Women tend to get married earlier than men.
- The average age at first marriage is 22.5 years for women and 25.8 years for men
- Youth living in Male' marry later than those living in the Atolls
- About one third of women aged 20-24 has given birth
- By the age of 30-34, 86% of women give birth at least once
- At age 25, 34% of women in Male' have had one child.
- In the Atolls 50% of women have had at least one child



## Employment

- Most young people join the labour force in their early 20s
- 54% of people aged 18-34 and 23% of people aged 25-24 are currently working
- Out of 8000 unemployed persons, 75% are young people
- The main reason why women 20-34 are not in the labour force is due to being engaged in household chores/childcare
- Men aged 20-34 refer difficulties to find suitable work matching their educational qualifications, lack of employment opportunities in the islands and ill health and/or disability





## Type of work

- The main industries where youth work includes:

**Men:** accommodation, public administration and defence, fishing and aquaculture

**Women:** education, retail trade (except for motor vehicles and motorcycles), public administration and defense

- Young people's main occupations:

**Men:** fishery workers, hunters and trappers, protective service workers, and domestic hotel and office cleaners and helpers

**Women:** teaching, sales and general office clerk



## Migration

- Education is the main reason why Maldivian youth migrate to Male'
- At the age of 20 more males than females migrate to seek employment opportunities in Male'
- Marriage and childcare lead more females aged 25 to move to Male'



## Our Youth – Our Future

- Maldives has entered a unique window of opportunity.
- In future our youth population will double.
- We need to pay more attention to youth and invest in them by:
  - ✓ Improving youth's human capital & reproductive health outcomes, including gender equitable policies.
- To capture the first demographic dividend



**National Bureau of Statistics**  
**Ministry of Finance and Treasury,**  
7, 8, 9<sup>th</sup> Floor, Dhaarul-Emaan Building, Maafannu  
Majeedhee Magu, Male' 20345  
Republic of Maldives  
[statisticsmaldives.gov.mv](http://statisticsmaldives.gov.mv)  
[info@stats.gov.mv](mailto:info@stats.gov.mv)



[@NBSMaldives](#)  
[@Statsmaldives](#)



**UNFPA Maldives Country Office**  
3<sup>rd</sup> Floor, Shinetree Building, Maafannu  
Boduthakurufaanu Magu, Male' 20184  
Republic of Maldives  
[maldives.unfpa.org](http://maldives.unfpa.org)  
[maldives.office@unfpa.org](mailto:maldives.office@unfpa.org)



[@UNFPAMaldives](#)